

Figure 1 - Requests Received and Completed by Government Departments and Agencies (2017 to March 2024)

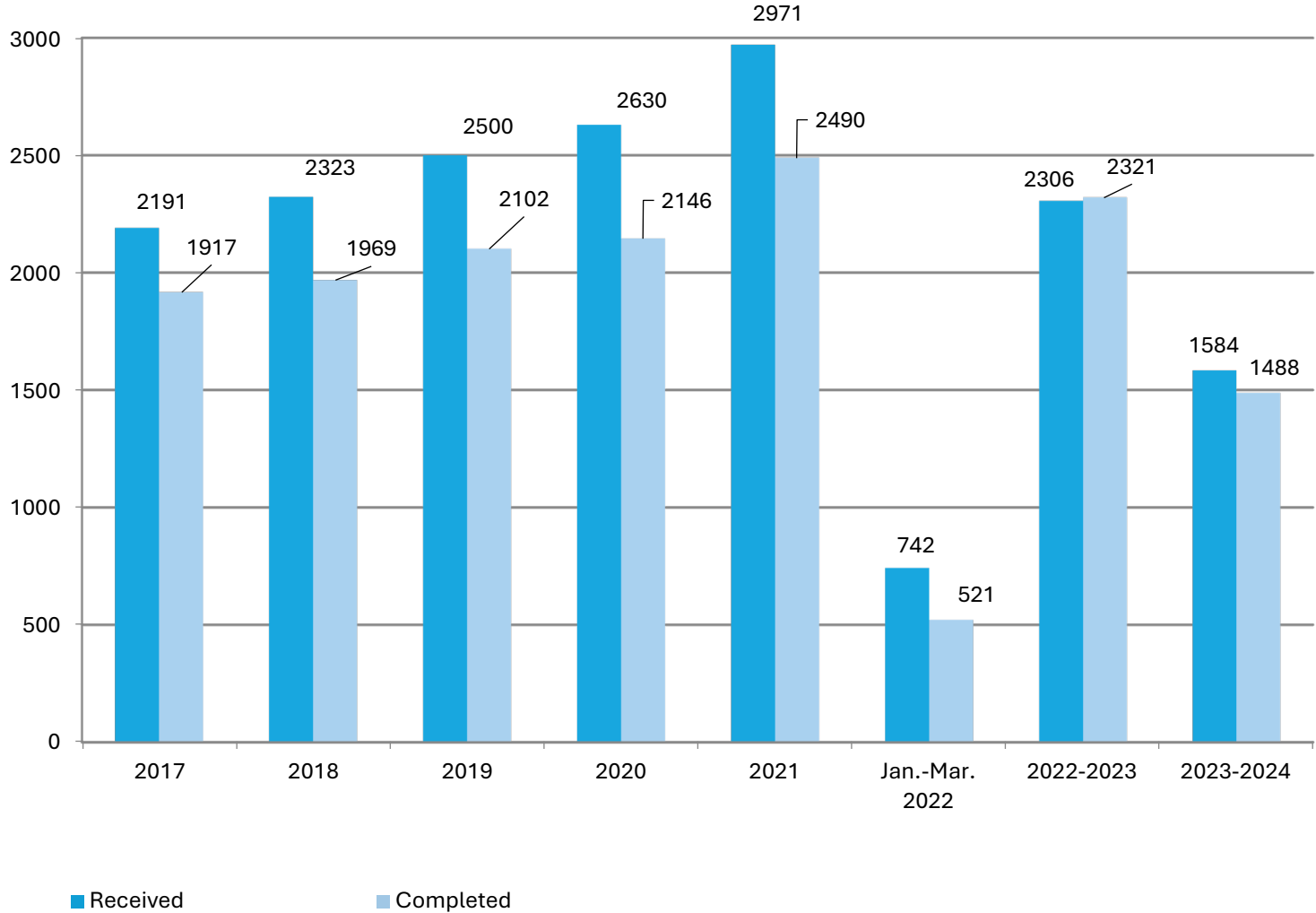


Figure 2 - Personal/General Distribution - Requests Received by Government Departments and Agencies (2017 to March 2024)

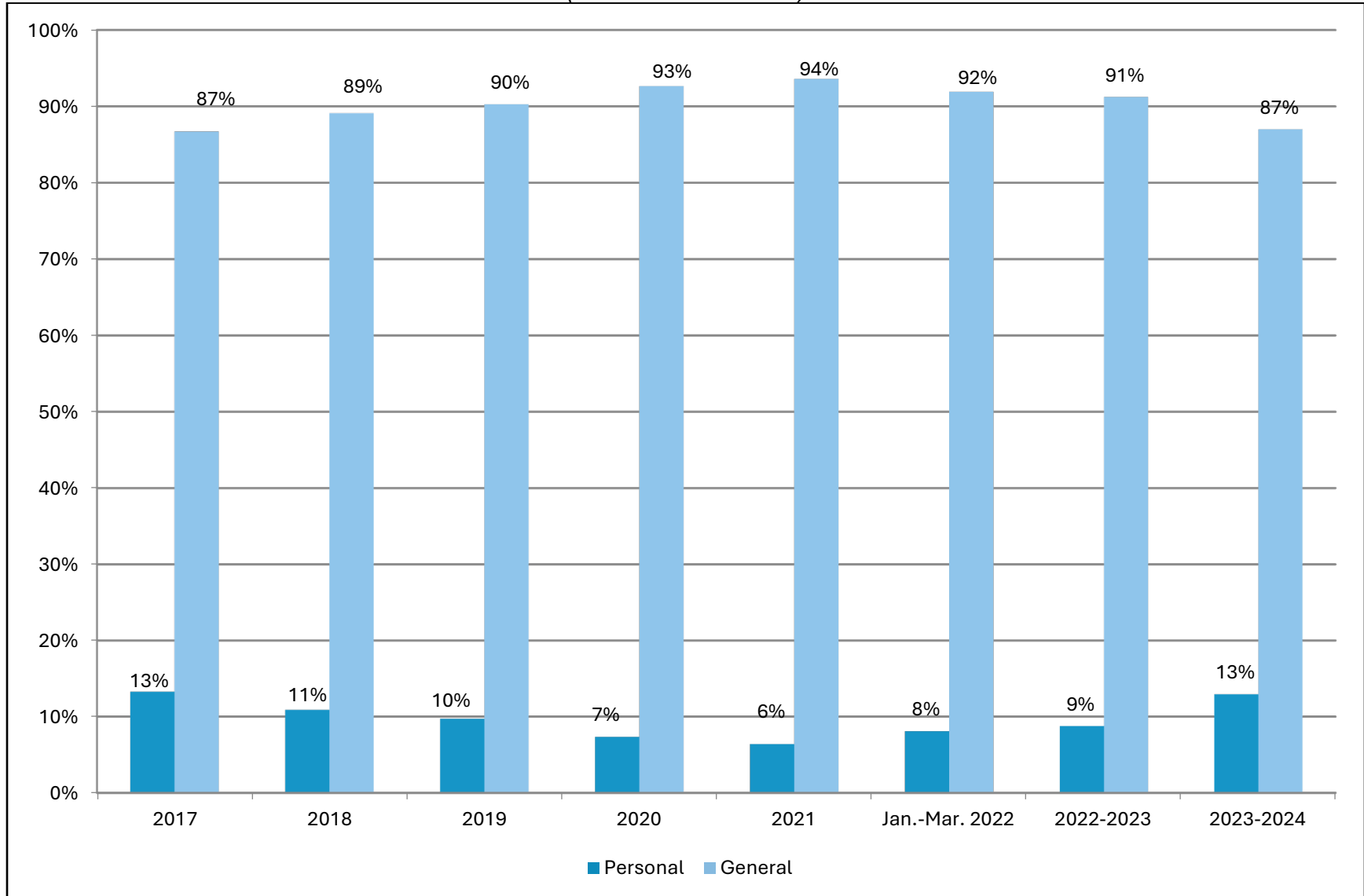


Figure 3 - Types of Applicants - Requests Received by Government Departments and Agencies (2013 to March 2024)

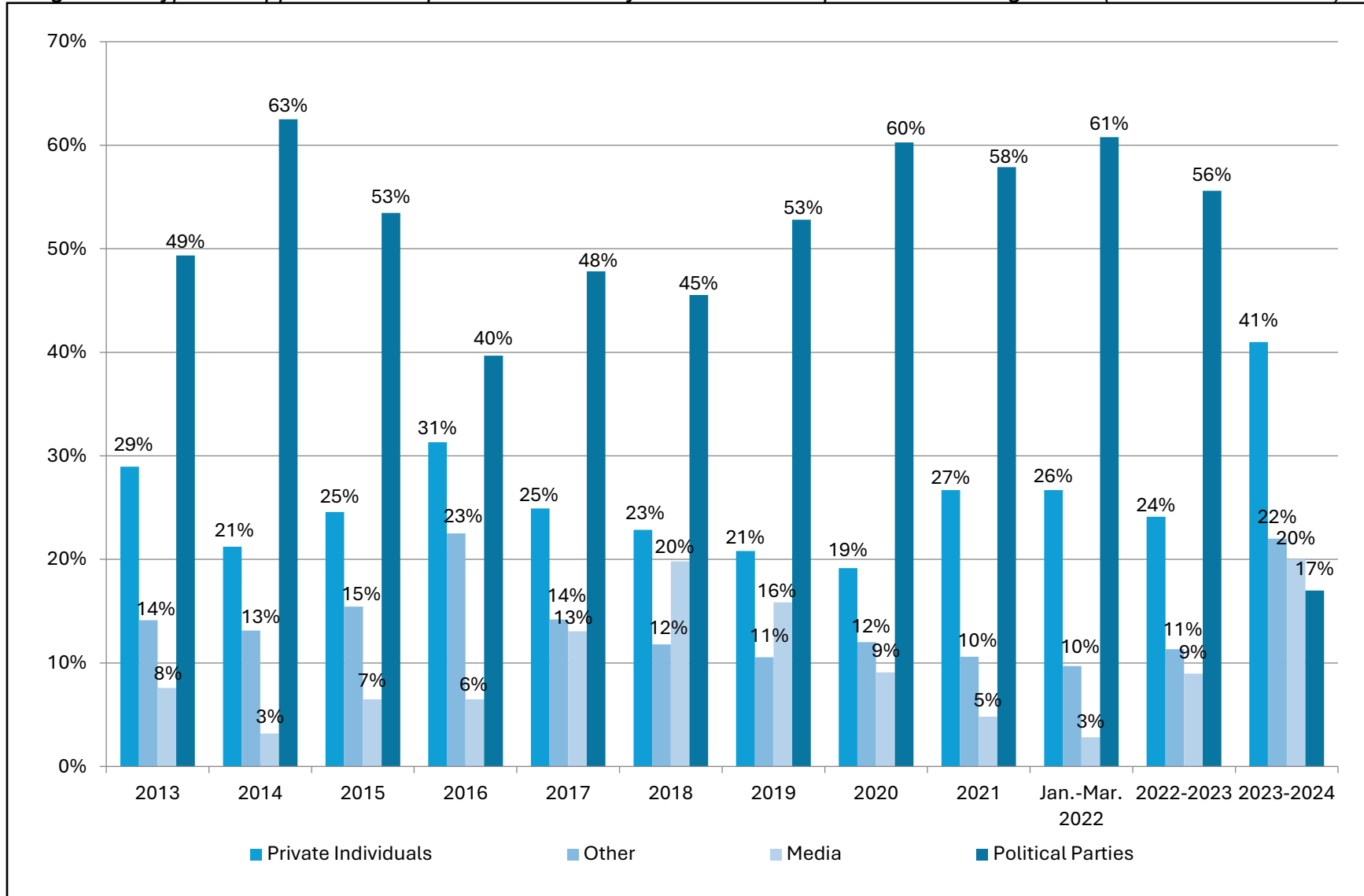


Figure 4 – Access Decisions - Government Departments and Agencies (2013 to March 2024)

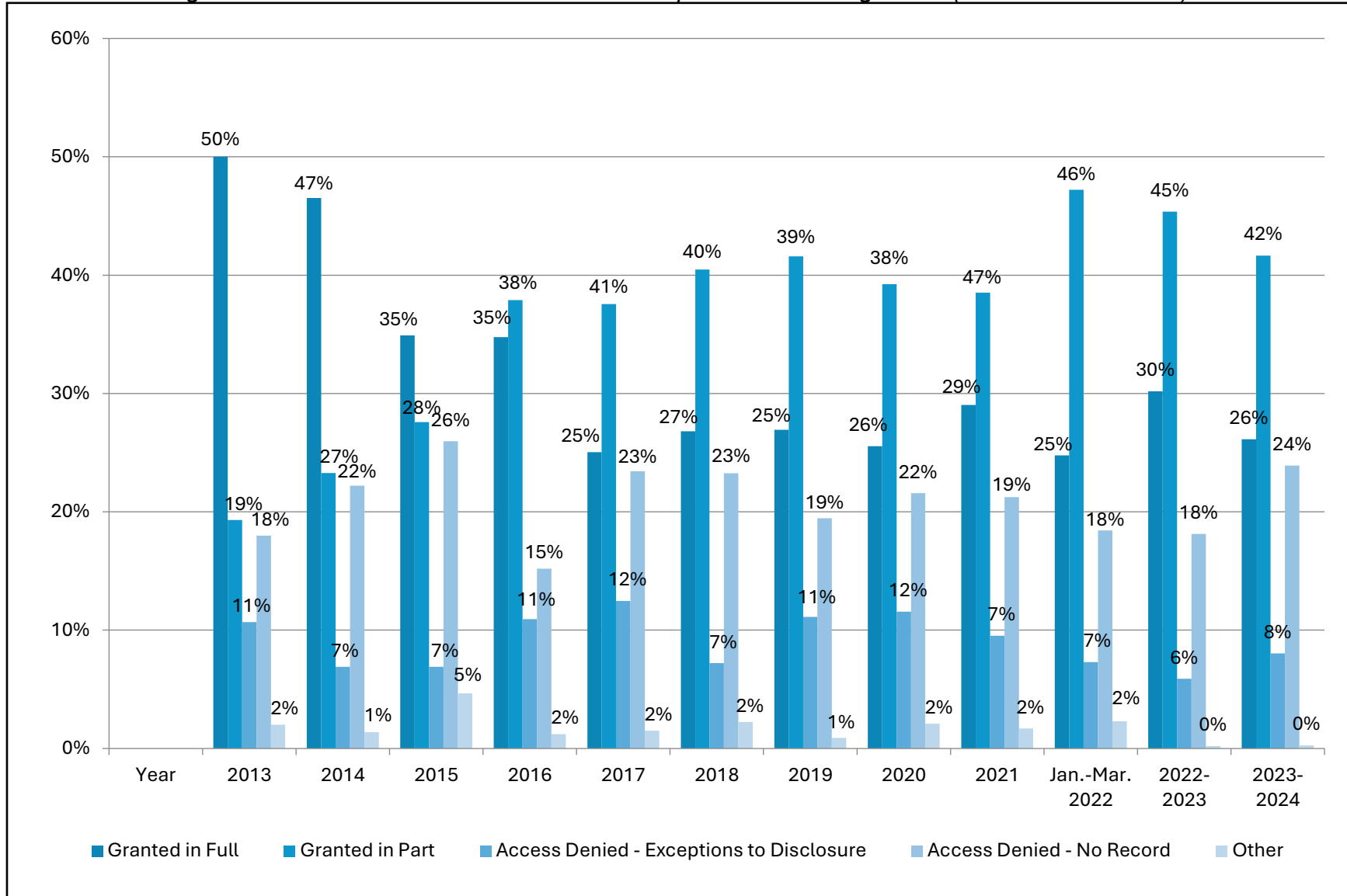


Table 1 – Requests Received and Completed - Government Departments (Current Act - 2023-2024)

DEPARTMENTS	REQUESTS					ACCESS DECISIONS					RESPONSE TIME				
	Received	Brought from 2022-2023	Withdrawn by Applicant	Carried to 2024-2025	Total Access Decisions	Access Granted		Access Denied		Not Confirmed or Denied	Within 45 Days	Within 75 Days		More than 75 Days	
						Granted in Full	Granted in Part	Exceptions to Disclosure	No Record			Total	With Authorized Extension	Total	With Authorized Extension
Advanced Education and Training	16	6	1	12	6	2	3	0	1	0	1	3	3	2	0
Agriculture	20	5	4	4	15	3	4	6	2	0	13	1	0	1	0
Consumer Protection and Government Services	61	28	7	28	48	18	23	1	6	0	35	9	2	8	0
Executive Council	88	61	20	49	71	5	28	13	25	0	49	14	1	10	0
Environment and Climate Change	104	58	11	87	40	9	20	3	8	0	15	12	6	13	0
Economic Development, Investment and Trade*	47	20	5	37	21	5	9	1	6	0	6	7	2	8	0
Education and Early Childhood Learning	93	70	4	83	73	11	24	4	34	0	22	26	8	25	0
Families	95	90	5	100	61	6	30	6	19	0	24	20	3	17	0
Finance	97	54	8	68	63	15	29	5	14	0	33	11	1	19	0
Health / Health, Seniors and Long-Term Care	113	61	9	59	95	30	37	4	24	0	67	24	3	4	2
Indigenous Reconciliation and Northern Relations*	13	11	4	8	11	2	5	1	3	0	3	4	2	4	0
Justice	218	89	7	87	167	39	65	8	55	0	122	37	16	8	6
Labour and Immigration	59	47	8	49	47	7	28	4	7	1	32	11	1	6	0
Mental Health and Community Wellness*	3	4	1	1	5	3	1	0	1	0	5	0	0	0	0
Municipal Relations / Municipal and Northern Relations	71	31	12	35	51	6	34	4	7	0	25	8	5	0	0
Manitoba Transportation and Infrastructure	57	59	9	58	46	22	16	3	4	1	10	18	1	18	0
Natural Resources and Northern Development*	49	63	11	58	36	8	16	3	9	0	15	9	0	12	0
Public Service Commission / Civil Service Commission	42	16	3	24	29	17	7	2	3	0	19	7	1	3	0
Sport, Culture and Heritage	29	14	7	8	18	8	9	1	0	0	7	11	6	0	0
Seniors and Long-Term Care**	1	1	2	0	0	0	0	0	0	0	0	0	0	0	0
Economic Development, Investment, Trade and Natural Resources**	49	12	3	44	13	4	4	1	4	0	3	2	0	8	0
Housing, Addictions and Homelessness**	16	5	9	8	3	2	1	0	0	0	1	2	0	0	0
Indigenous Economic Development**	2	0	1	0	0	0	0	0	0	0	0	0	0	0	0
TOTAL	1343	805	151	907	919	222	393	70	232	2	507	236	61	166	8

*Departments disestablished in October 2023

**Departments established in October 2023

Table 2 - Requests Received and Completed - Government Agencies (2023-2024)

GOVERNMENT AGENCIES	REQUESTS					ACCESS DECISIONS					RESPONSE TIME				
	Received	Brought From 2022-2023	Withdrawn by Applicant	Carried to 2024-2025	Total Completed*	Access Granted		Access Denied		Not Confirmed or Denied	Within 45 Days	Within 75 Days		More than 75 Days	
						Granted in Full	Granted in Part	Exceptions to Disclosure	No Record			Total	With Authorized Extension	Total	With Authorized Extension
Centre culturel franco-manitobain	0	0	0	0	1	0	0	0	1	0	1	0	0	0	0
Communities Economic Development Fund	1	0	0	0	1	0	1	0	0	0	1	0	0	0	0
Deposit Guarantee Corporation of Manitoba	0	0	0	0	0	0	0	0	0	0	0	0	0	0	0
Efficiency Manitoba	2	0	0	0	2	0	1	0	1	0	1	1	1	0	0
Legal Aid Manitoba	1	1	0	0	1	1	0	0	0	0	1	0	0	0	0
Liquor, Gaming and Cannabis Authority of Manitoba	6	1	3	0	4	4	0	0	0	0	4	0	0	0	0
Manitoba Agricultural Services Corporation	4	3	1	3	2	0	0	0	2	0	2	0	0	0	0
Manitoba Arts Council	0	0	0	0	0	0	0	0	0	0	0	0	0	0	0
Manitoba Centennial Centre Corporation	0	0	0	0	0	0	0	0	0	0	0	0	0	0	0
Manitoba Combative Sports Commission	0	0	0	0	0	0	0	0	0	0	0	0	0	0	0
Manitoba Development Corporation	0	1	1	0	1	0	1	0	0	0	1	0	0	0	0
Manitoba Film and Music	0	0	0	0	0	0	0	0	0	0	0	0	0	0	0
Manitoba Housing and Renewal Corporation	37	11	1	18	22	10	6	1	5	0	14	6	3	2	0
Manitoba Human Rights Commission	0	0	0	0	0	0	0	0	0	0	0	0	0	0	0
Manitoba Hydro	59	17	1	11	61	9	34	5	12	1	55	3	0	3	0
Manitoba Institute of Trades and Technology	2	0	0	0	2	2	0	0	0	0	2	0	0	0	0
Manitoba Law Reform Commission	1	0	0	0	1	0	1	0	0	0	1	0	0	0	0
Manitoba Liquor and Lotteries Corporation	32	46	2	44	24	4	3	11	6	0	7	11	11	6	6
Manitoba Municipal Board	0	0	0	0	0	0	0	0	0	0	0	0	0	0	0
Manitoba Public Insurance	49	25	2	20	41	13	19	3	6	0	28	12	12	1	0
Manitoba Water Services Board	0	0	0	0	0	0	0	0	0	0	0	0	0	0	0
Public Guardian and Trustee of Manitoba	12	4	0	5	8	7	0	0	1	0	8	0	0	0	0
Public Utilities Board	0	0	0	0	0	0	0	0	0	0	0	0	0	0	0
Social Services Appeal Board	1	0	0	0	1	0	1	0	0	0	1	0	0	0	0
Travel Manitoba	1	0	0	0	0	0	0	0	0	0	0	0	0	0	0
Workers Compensation Board of Manitoba	33	10	0	12	28	20	6	0	2	0	28	33	0	0	0
TOTAL	241	119	11	113	200	70	73	20	36	1	155	33	27	12	6
TOTALS OF TABLES 1 AND 2 (Government Departments and Agencies)	1584	924	162	1020	1119	292	466	90	268	3	662	269	88	178	14

Table 3 - Exceptions to Disclosure Applied - Government Departments and Agencies (2023 – 2024)

EXCEPTIONS TO DISCLOSURE	FIPPA SECTION NUMBER	NUMBER OF REQUESTS IN WHICH EACH EXCEPTION WAS APPLIED
		2023-2024
MANDATORY		
Third party's privacy	17	358
Third party's business interests	18	130
Cabinet confidences	19	42
Information provided in confidence by another government	20	44
DISCRETIONARY		
Harmful to relations between Manitoba and other governments	21	56
Local public body confidences	22	0
Advice to public body	23	199
Harmful to individual or public safety	24	56
Harmful to law enforcement or legal proceedings	25	76
Harmful to security of property	26	129
Solicitor-client privilege	27	30
Harmful to economic and other interests of a public body	28	39
Testing procedures, tests and audits	29	11
Disclosure harmful to public body's labour relations *	29.1	12
Information relating to workplace investigations *	29.2	21
Confidential evaluations about applicant	30	10
Preservation of heritage resources and life forms	31	3
Information that will be available to the public	32	5

Figure 5 – Fees Collected by Government Departments and Agencies (2013 to March 2024)

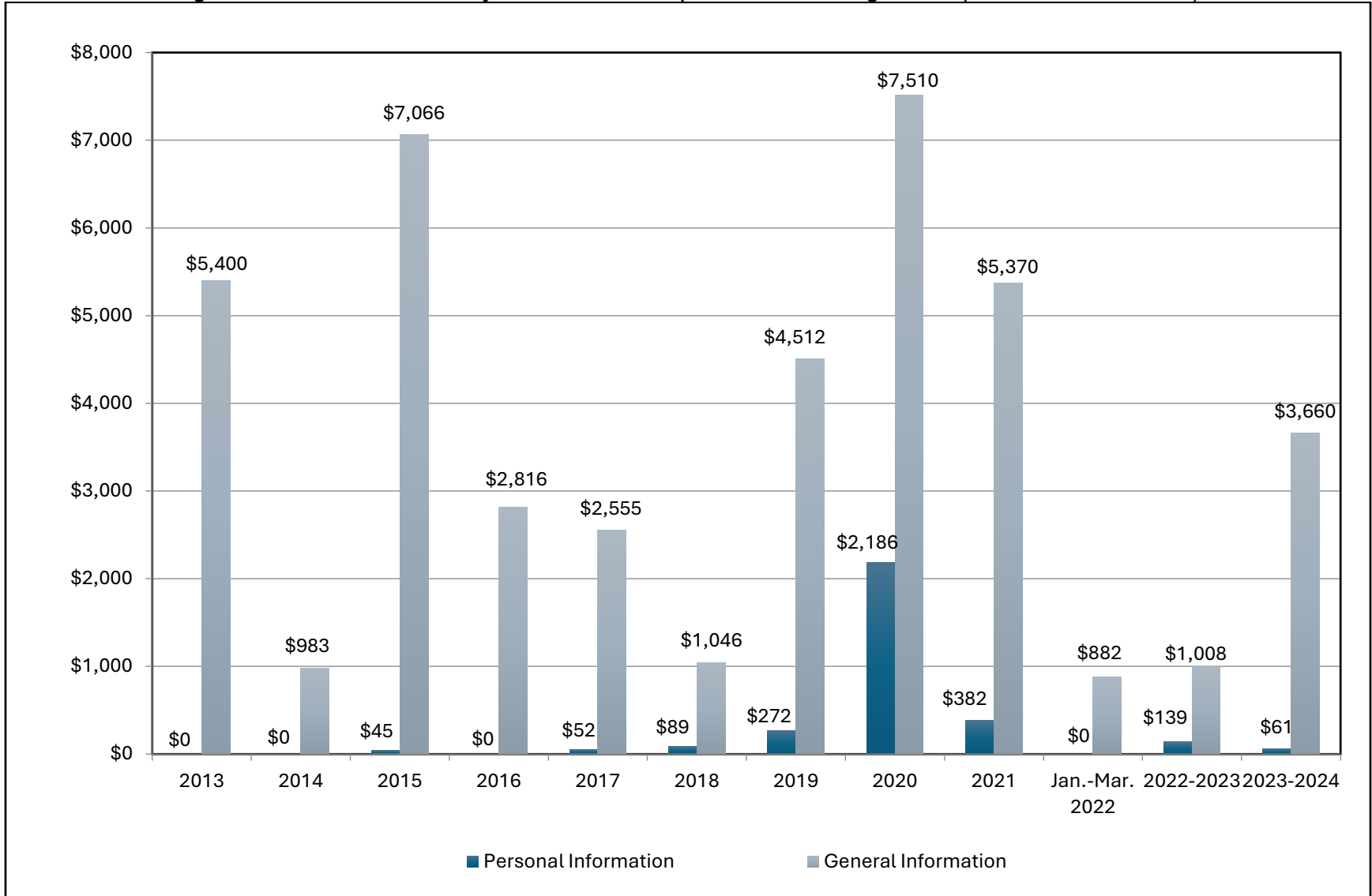


Table 4 - Local Public Bodies' Experience under FIPPA

TYPE OF LOCAL PUBLIC BODY	TOTAL NUMBER OF BODIES	NUMBER THAT REPORTED	NUMBER THAT RECEIVED REQUESTS	NUMBER OF REQUESTS RECEIVED	NUMBER OF REQUESTS COMPLETED *	REQUESTS GRANTED IN FULL	REQUESTS GRANTED IN PART	RESPONSE On Time**
Educational Bodies								
School Divisions	37	31	30	160	150	82	35	157
Colleges	4	4	4	6	5	2	1	4
Universities	5	4	4	83	74	22	31	76
Health Care Bodies								
Health Authorities	6	6	6	332	332	200	63	337
Hospitals, Health Care Bodies	13	9	3	10	5	3	2	10
Local Government Bodies								
Municipalities	137	120	40	2,046	1,553	254	1,076	1,570
Community Councils	50	10	1	1	1	1	0	1
Planning Districts	31	21	3	10	10	3	7	10
Police Boards	10	5	1	20	20	5	13	20
Watershed Districts	14	12	1	1	1	1	0	1
Total	307	222	93	2,669	2,151	573	1,226	2,186

Table 5 - Requests Received and Completed by Educational Bodies (2023 – 2024)

EDUCATIONAL BODIES*	REQUESTS					ACCESS DECISIONS					RESPONSE TIME				
	Received	Brought from 2022-2023	Withdrawn by Applicant	Carried to 2024-2025	Total Completed**	Access Granted		Access Denied		Not Confirmed or Denied	Within 45 Days	Within 75 Days		More than 75 Days	
						Granted in Full	Granted in Part	Exceptions to Disclosure	No Record			Total	With Authorized Extension	Total	With Authorized Extension
School Divisions															
Beautiful Plains School Division	2	0	0	0	2	2	0	0	0	0	2	0	0	0	0
Border Land School Division	5	0	0	0	5	3	1	0	1	0	5	0	0	0	0
Brandon School Division	18	0	0	0	18	14	0	4	0	0	14	4	4	0	0
Division scolaire franco-manitobaine	4	1	0	1	4	3	1	0	0	0	4	0	0	0	0
Flin Flon School Division	2	0	0	0	2	2	0	0	0	0	2	0	0	0	0
Fort La Bosse School Division	3	0	0	0	3	2	0	1	0	0	3	0	0	0	0
Frontier School Division	3	0	0	0	3	2	1	0	0	0	3	0	0	0	0
Hanover School Division	7	0	0	0	7	3	2	1	0	0	7	0	0	0	0
Interlake School Division	3	0	0	0	3	2	0	1	0	0	3	0	0	0	0
Lakeshore School Division	2	0	0	0	2	2	0	0	0	0	2	0	0	0	0
Lord Selkirk School Division	3	0	0	0	3	1	1	0	1	0	3	0	0	0	0
Louis Riel School Division	7	2	0	2	7	4	1	2	0	0	7	0	0	0	0
Mountain View School Division	5	0	0	1	4	1	2	0	1	0	3	4	1	3	0
Park West School Division	2	0	0	0	2	1	1	0	0	0	2	0	0	0	0
Pembina Trails School Division	15	1	0	3	11	3	6	0	2	0	11	0	0	0	0
Pine Creek School Division	1	1	0	0	0	0	1	0	0	0	0	1	1	0	0
Portage la Prairie School Division	2	0	0	0	2	2	0	0	0	0	2	0	0	0	0
Prairie Rose School Division	2	0	0	0	2	1	1	0	0	0	0	0	0	2	2
Prairie Spirit School Division	3	0	0	0	3	1	2	0	0	0	3	0	0	0	0
Red River Valley School Division	3	0	0	0	3	3	0	0	0	0	3	0	0	0	0
River East Transcona School Division	7	0	0	0	7	3	2	1	1	0	3	4	4	0	0
Rolling River School Division	0	0	0	0	0	0	0	0	0	0	0	0	0	0	0
School District Of Mystery Lake	2	0	0	0	0	2	0	0	0	0	2	0	0	0	0
Seven Oaks School Division	8	0	0	0	8	8	0	0	0	0	8	0	0	0	0
Southwest Horizon School Division	5	0	0	1	4	1	2	1	0	0	4	0	0	0	0
St. James-Assiniboia School Division	11	3	0	1	15	6	2	4	3	0	15	0	0	0	0

Sunrise School Division	2	0	0	0	2	0	0	1	1	0	2	0	0	0	0
Swan Valley School Division	2	0	0	0	2	0	1	0	1	0	2	0	0	0	0
Turtle Mountain School Division	3	0	0	0	3	1	1	0	1	0	3	0	0	0	0
Western School Division	2	0	0	0	2	1	1	0	0	0	2	0	0	0	0
Winnipeg School Division	26	2	1	3	21	8	6	0	7	0	20	5	5	0	0
SUB-TOTAL	160	10	1	12	150	82	35	16	19	0	140	18	15	5	2
<i>Colleges and Universities</i>															
Assiniboine Community College	2	0	0	0	1	0	1	0	1	0	1	0	0	0	0
Red River College Polytechnic	2	2	1	0	2	2	0	0	0	0	1	1	0	0	0
Université de Saint-Boniface	11	0	0	0	11	3	2	4	2	0	11	0	0	0	0
University College of the North	2	0	0	1	1	1	0	0	0	0	1	0	0	0	0
University of Manitoba	64	7	1	6	58	17	26	8	7	0	47	11	11	0	0
University of Manitoba - St. John's College	1	0	0	0	1	0	0	0	1	0	1	0	0	0	0
University of Manitoba - St. Paul's College	1	0	0	0	1	0	0	0	1	0	1	0	0	0	0
University of Winnipeg	6	0	1	0	4	1	3	0	0	0	6	0	0	0	0
SUB-TOTAL	89	9	3	7	79	24	32	12	12	0	69	12	11	0	0
TOTAL	249	19	4	29	229	106	67	28	31	0	209	30	26	5	2

**This table lists only the educational bodies which reported FIPPA activity during 2023-2024*

Table 6 – Requests Received and Completed by Health Care Bodies (2023 – 2024)

HEALTH CARE BODIES*	REQUESTS					ACCESS DECISIONS					RESPONSE TIME				
	Received	Brought from 2023-2024	Withdrawn by Applicant	Carried to 2024-2025	Total Access Decisions	Access Granted		Access Denied		Not Confirmed or Denied	Within 45 Days	Within 75 Days		More than 75 Days	
						Granted in Full	Granted in Part	Exceptions to Disclosure	No Record			Total	With Authorized Extension	Total	With Authorized Extension
Regional Health Care Authorities															
Interlake-Eastern Regional Health Authority	30	1	2	0	28	25	3	0	0	0	31	0	0	0	0
Northern Health Region	57	5	2	5	48	25	15	1	7	0	52	0	0	0	0
Prairie Mountain Health	42	3	4	2	39	26	11	0	2	0	39	0	0	0	0
Shared Health	96	29	0	11	97	42	18	8	29	0	91	4	4	1	1
Southern Health-Sante Sud	32	1	2	1	30	23	6	0	1	0	29	1	0	0	0
Winnipeg Regional Health Authority	75	30	0	5	90	59	8	8	15	0	87	3	3	0	0
SUB-TOTAL	332	69	10	24	332	200	61	17	54	0	329	8	7	1	1
Other Health Care Bodies															
CancerCare Manitoba	4	0	0	0	0	1	0	1	1	0	5	0	0	0	0
Concordia Hospital	0	0	0	0	0	0	0	0	0	0	0	0	0	0	0
Eden Health Care Services	0	0	0	0	0	0	0	0	0	0	0	0	0	0	0
Eden Mental Health Centre	0	0	0	0	0	0	0	0	0	0	0	0	0	0	0
Misericordia Health Centre	0	0	0	0	0	0	0	0	0	0	0	0	0	0	0
Rehabilitation Centre for Children	0	0	0	0	0	0	0	0	0	0	0	0	0	0	0
Riverview Health Centre Inc.	3	0	0	0	3	0	2	0	1	0	3	0	0	0	0
Seven Oaks General Hospital	0	0	0	0	0	0	0	0	0	0	0	0	0	0	0
St. Boniface Hospital	3	0	0	1	2	2	0	0	0	0	2	0	0	0	0
SUB-TOTAL	10	0	0	1	5	3	2	1	2	0	10	0	0	0	0
TOTAL	342	69	10	25	337	203	63	18	56	0	339	8	7	1	1

*This table lists only the health care bodies which reported FIPPA activity during 2023-2024.

Table 7 - Requests Received and Completed by Local Government Bodies (2023-2024)

LOCAL GOVERNMENT BODIES*	REQUESTS					ACCESS DECISIONS					RESPONSE TIME				
	Received	Brought from 2022-2023	Withdrawn by Applicant	Carried to 2024-2025	Total Access Decisions	Access Granted		Access Denied		Not Confirmed or Denied	Within 45 Days	Within 75 Days		More than 75 Days	
						Granted in Full	Granted in Part	Exceptions to Disclosure	No Record			Total	With Authorized Extension	Total	With Authorized Extension
Cities, Local Government Districts, Municipalities and Towns															
City of Brandon	15	1	0	0	15	12	2	0	1	0	15	0	0	0	0
City of Dauphin	0	0	0	0	0	0	0	0	0	0	0	0	0	0	0
City of Flin Flon	0	0	0	0	0	0	0	0	0	0	0	0	0	0	0
City of Morden	0	0	0	0	0	0	0	0	0	0	0	0	0	0	0
City of Portage la Prairie	2	0	0	0	2	2	0	0	0	0	2	0	0	0	0
City of Selkirk	1	0	0	0	1	0	1	0	0	0	0	1	0	0	0
City of Steinbach	1	0	0	0	1	1	0	0	0	0	1	0	0	0	0
City of Thompson	11	4	0	1	15	14	0	1	0	0	4	7	0	6	0
City of Winkler	0	0	0	0	0	0	0	0	0	0	0	0	0	0	0
City of Winnipeg	1883	151	29	154	1390	123	1057	72	136	2	1347	39	25	4	2
Incorporated Community of Cross Lake	0	0	0	0	0	0	0	0	0	0	0	0	0	0	0
Incorporated Community of Seymourville	0	0	0	0	0	0	0	0	0	0	0	0	0	0	0
Local Government District of Mystery Lake	0	0	0	0	0	0	0	0	0	0	0	0	0	0	0
Local Government District of Pinawa	1	0	0	0	1	0	1	0	0	0	1	0	0	0	0
Municipality of Bifrost-Riverton	1	0	0	0	1	1	0	0	0	0	1	0	0	0	0
Municipality of Brenda Waskada	0	0	0	0	0	0	0	0	0	0	0	0	0	0	0
Municipality of Cartwright-Roblin	0	0	0	0	0	0	0	0	0	0	0	0	0	0	0
Municipality of Clanwilliam-Erickson	0	0	0	0	0	0	0	0	0	0	0	0	0	0	0
Municipality of Emerson-Franklin	0	0	0	0	0	0	0	0	0	0	0	0	0	0	0
Municipality of Ethelbert	0	0	0	0	0	0	0	0	0	0	0	0	0	0	0
Municipality of Glenboro South Cypress	0	0	0	0	0	0	0	0	0	0	0	0	0	0	0
Municipality of Glenella - Lansdowne	0	0	0	0	0	0	0	0	0	0	0	0	0	0	0
Municipality of Grassland	3	0	0	0	3	2	0	0	1	0	3	0	0	0	0
Municipality of Grandview	0	0	0	0	0	0	0	0	0	0	0	0	0	0	0
Municipality of Hamiota	0	0	0	0	0	0	0	0	0	0	0	0	0	0	0
Municipality of Harrison Park	2	0	0	0	2	0	0	0	2	0	2	0	0	0	0

Municipality of Killarney - Turtle Mountain	0	0	0	0	0	0	0	0	0	0	0	0	0	0	0
Municipality of Lorne	1	0	0	0	1	1	0	0	0	0	1	0	0	0	0
Municipality of Louise	0	0	0	0	0	0	0	0	0	0	0	0	0	0	0
Municipality of McCreary	0	0	0	0	0	0	0	0	0	0	0	0	0	0	0
Municipality of Mossey River	0	0	0	0	0	0	0	0	0	0	0	0	0	0	0
Municipality of Norfolk Treherne	0	0	0	0	0	0	0	0	0	0	0	0	0	0	0
Municipality of North Cypress - Langford	0	0	0	0	0	0	0	0	0	0	0	0	0	0	0
Municipality of North Norfolk	0	0	0	0	0	0	0	0	0	0	0	0	0	0	0
Municipality of Oakland-Wawanesa	4	0	0	0	4	3	0	0	1	0	4	0	0	0	0
Municipality of Pembina	0	0	0	0	0	0	0	0	0	0	0	0	0	0	0
Municipality of Prairie View	0	0	0	0	0	0	0	0	0	0	0	0	0	0	0
Municipality of Riverdale	0	0	0	0	0	0	0	0	0	0	0	0	0	0	0
Municipality of Roblin	3	0	0	1	1	1	0	0	0	0	2	0	0	0	0
Municipality of Rossburn	2	1	0	0	3	3	0	0	0	0	3	0	0	0	0
Municipality of Russell Binscarth	0	0	0	0	0	0	0	0	0	0	0	0	0	0	0
Municipality of Souris-Glenwood	0	0	0	0	0	0	0	0	0	0	0	0	0	0	0
Municipality of Ste. Rose	0	0	0	0	0	0	0	0	0	0	0	0	0	0	0
Municipality of Swan Valley West	0	0	0	0	0	0	0	0	0	0	0	0	0	0	0
Municipality of Two Borders	0	0	0	0	0	0	0	0	0	0	0	0	0	0	0
RM of Hanover	3	0	0	0	3	3	0	0	0	0	3	0	0	0	0
RM of St. Clements	1	0	0	0	0	1	0	0	0	0	1	0	0	0	0
RM of Wallace-Woodworth	0	0	0	0	0	0	0	0	0	0	0	0	0	0	0
RM of Yellowhead	0	0	0	0	0	0	0	0	0	0	0	0	0	0	0
RM of Argyle	0	0	0	0	0	0	0	0	0	0	0	0	0	0	0
RM of Cartier	1	0	0	0	1	1	0	0	0	0	1	0	0	0	0
RM of Dauphin	0	0	0	0	0	0	0	0	0	0	0	0	0	0	0
RM of Ellice - Archie	0	0	0	0	0	0	0	0	0	0	0	0	0	0	0
RM of Fisher	0	0	0	0	0	0	0	0	0	0	0	0	0	0	0
RM of Headingley	0	0	0	0	0	0	0	0	0	0	0	0	0	0	0
RM of Montcalm	0	0	0	0	0	0	0	0	0	0	0	0	0	0	0
RM of Morris	0	0	0	0	0	0	0	0	0	0	0	0	0	0	0
RM of Portage la Prairie	2	0	0	0	2	1	0	0	1	0	2	0	0	0	0
RM of Prairie Lakes	1	0	0	0	1	1	0	0	0	0	0	1	1	0	0

RM of Reynolds	0	0	0	0	0	0	0	0	0	0	0	0	0	0	0
RM of Ritchot	2	0	0	0	2	2	0	0	0	0	2	0	0	0	0
RM of Rockwood	0	0	0	0	0	0	0	0	0	0	0	0	0	0	0
RM of Sifton	0	0	0	0	0	0	0	0	0	0	0	0	0	0	0
RM of Springfield	13	0	0	1	12	10	2	0	0	0	5	7	7	1	
RM of Springfield	15	0	0	1	14	12	2	0	0	0	13	1	1	0	0
RM of St. Francois Xavier	0	0	0	0	0	0	0	0	0	0	0	0	0	0	0
RM of St. Laurent	0	1	0	1	3	0	1	1	1	0	1	0	0	0	0
RM of Victoria Beach	3	0	0	0	0	2	1	0	0	0	3	0	0	0	0
RM of Whitehead	1	0	0	0	1	0	1	0	0	0	1	0	0	0	0
RM of Alexander	0	0	0	0	0	0	0	0	0	0	0	0	0	0	0
RM of Alonsa	0	0	0	0	0	0	0	0	0	0	0	0	0	0	0
RM of Brokenhead	4	0	0	0	4	4	0	0	0	0	4	0	0	0	0
RM of De Salaberry	0	0	0	0	0	0	0	0	0	0	0	0	0	0	0
RM of Dufferin	0	0	0	0	0	0	0	0	0	0	0	0	0	0	0
RM of East St. Paul	2	0	0	1	1	0	0	1	0	0	45	0	0	0	0
RM of Elton	0	0	0	0	0	0	0	0	0	0	0	0	0	0	0
RM of Gimli	1	2	1	0	3	2	0	0	0	1	2	1	0	1	1
RM of Grahamdale	0	0	0	0	0	0	0	0	0	0	0	0	0	0	0
RM of Grey	0	0	0	0	0	0	0	0	0	0	0	0	0	0	0
RM of KELSEY	0	0	0	0	0	0	0	0	0	0	0	0	0	0	0
RM of La Broquerie	0	0	0	0	0	0	0	0	0	0	0	0	0	0	0
RM of Lac du Bonnet	13	0	0	0	13	6	2	2	3	0	12	1	1	0	0
RM of Macdonald	1	0	0	0	1	1	0	0	0	0	1	0	0	0	0
RM of Oakview	0	0	0	0	0	0	0	0	0	0	0	0	0	0	0
RM of Pipestone	0	0	0	0	0	0	0	0	0	0	0	0	0	0	0
RM of Riding Mountain West	0	0	0	0	0	0	0	0	0	0	0	0	0	0	0
RM of Rosser	0	0	0	0	0	0	0	0	0	0	0	0	0	0	0
RM of St. Andrews	1	1	0	0	2	2	0	0	0	0	1	1	1	0	0
RM of Stanley	0	0	0	0	0	0	0	0	0	0	0	0	0	0	0
RM of Ste. Anne	0	0	0	0	0	0	0	0	0	0	0	0	0	0	0
RM of Stuartburn	1	0	0	0	1	1	0	0	0	0	1	0	0	0	0
RM of Taché	1	0	0	0	1	0	1	0	0	0	0	1	1	0	0

Western Interlake Planning District	0	0	0	0	0	0	0	0	0	0	0	0	0	0	0
White Horse Plains Planning District	0	0	0	0	0	0	0	0	0	0	0	0	0	0	0
Winnipeg River Planning District	0	0	0	0	0	0	0	0	0	0	0	0	0	0	0
Bissett Community Council	0	0	0	0	0	0	0	0	0	0	0	0	0	0	0
Cormorant community council	0	0	0	0	0	0	0	0	0	0	0	0	0	0	0
Crane River Community Council	0	0	0	0	0	0	0	0	0	0	0	0	0	0	0
Harwill Community Council	0	0	0	0	0	0	0	0	0	0	0	0	0	0	0
Island Lake Community Council	0	0	0	0	0	0	0	0	0	0	0	0	0	0	0
Norway House Community Council	1	0	0	0	1	1	0	0	0	0	1	0	0	0	0
Pelican Rapids Community Council	0	0	0	0	0	0	0	0	0	0	0	0	0	0	0
Sherridon Community Council	0	0	0	0	0	0	0	0	0	0	0	0	0	0	0
Spence Lake Community Council	0	0	0	0	0	0	0	0	0	0	0	0	0	0	0
Waterhen Community Council	0	0	0	0	0	0	0	0	0	0	0	0	0	0	0
Sub-Total	32	0	0	0	32	10	20	0	2	0	28	4	4	0	0
Total	2078	161	30	163	1585	264	1096	78	148	3	1560	65	39	11	3

**This table lists only the local government bodies which reported FIPPA activity during 2023-2024.*

Table 8 - Local Public Bodies Comparative Yearly Experience (2017-March 2024)

	2019	2020	2021	January to March 2022 Current Act	January to March 2022 Former Act	2022-2023	2023-2024
Requests Received	2306	2228	2294	562	0	2800	2669
Requests Completed*	2045	1923	2069	428	82	2219	2151
Requests Granted in Full	567	689	538	124	19	538	573
Requests Granted in Part	827	714	854	227	36	1095	1226
Requests Denied - Exceptions to Disclosure**	282	180	221	28	7	215	124
Responses deemed On Time***	1765	1866	2038	425	77	2200	2186
Without Authorized Extension:	120	48	23	1	4	19	42

* Access Decisions, not Other Dispositions

** This number does not include the following categories: Denied - No Records, Not Confirmed or Denied.

*** Includes requests responded to within the legislated timeframe and those that met an authorized extension.