

Hog Prices



January 3, 2023

For definitions of how data is collected and calculated, please see

[MANITOBA MARKETS DEFINITIONS AND METHODOLOGIES](#)

Exchange rates (Friday close)

1 US \$ = C \$1.3544

1 EURO = C \$1.4458

1 Yen = C \$0.01027

<https://www.bankofcanada.ca/rates/exchange/daily-exchange-rates/>

View the interactive hog dashboards for current and historical charts:

<https://www.gov.mb.ca/agriculture/markets-and-statistics/livestock-statistics/livestock-market-prices-current.html>

Manitoba Weighted Average Carcass Prices (including premiums and discounts)

All In Weights C\$/100 kg

Week	Week ending date	2022	2021	Change from Previous Week	Change from Previous Year
49	2022-12-09	228.19	189.04	0.3%	20.7%
50	2022-12-16	226.94	193.24	-0.5%	17.4%
51	2022-12-23	215.39	194.16	-5.1%	10.9%
52	2022-12-30	225.88	192.61	4.9%	17.3%
Four week average		224.10	192.26	-	16.6%

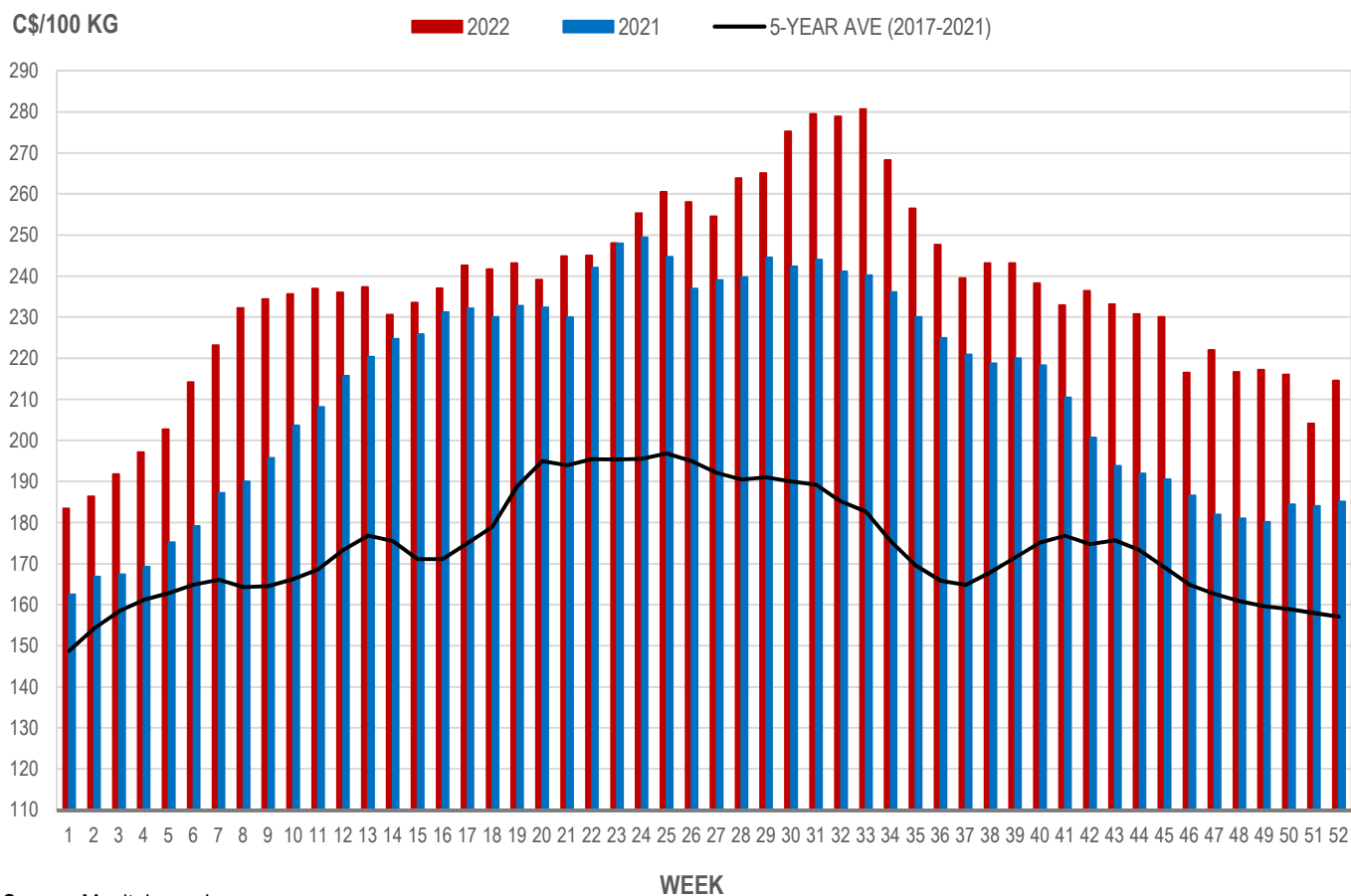
Source: Manitoba major processors.

Index 100, C\$/100 kg

Week	Week ending date	2022	2021	Change from Previous Week	Change from Previous Year
49	2022-12-09	217.17	180.14	0.2%	20.6%
50	2022-12-16	216.07	184.43	-0.5%	17.2%
51	2022-12-23	204.10	184.03	-5.5%	10.9%
52	2022-12-30	214.53	185.16	5.1%	15.9%
Four week average		212.97	183.44	-	16.1%

Source: Manitoba major processors.

MANITOBA WEIGHTED AVERAGE INDEX 100 HOG PRICES WEEKLY



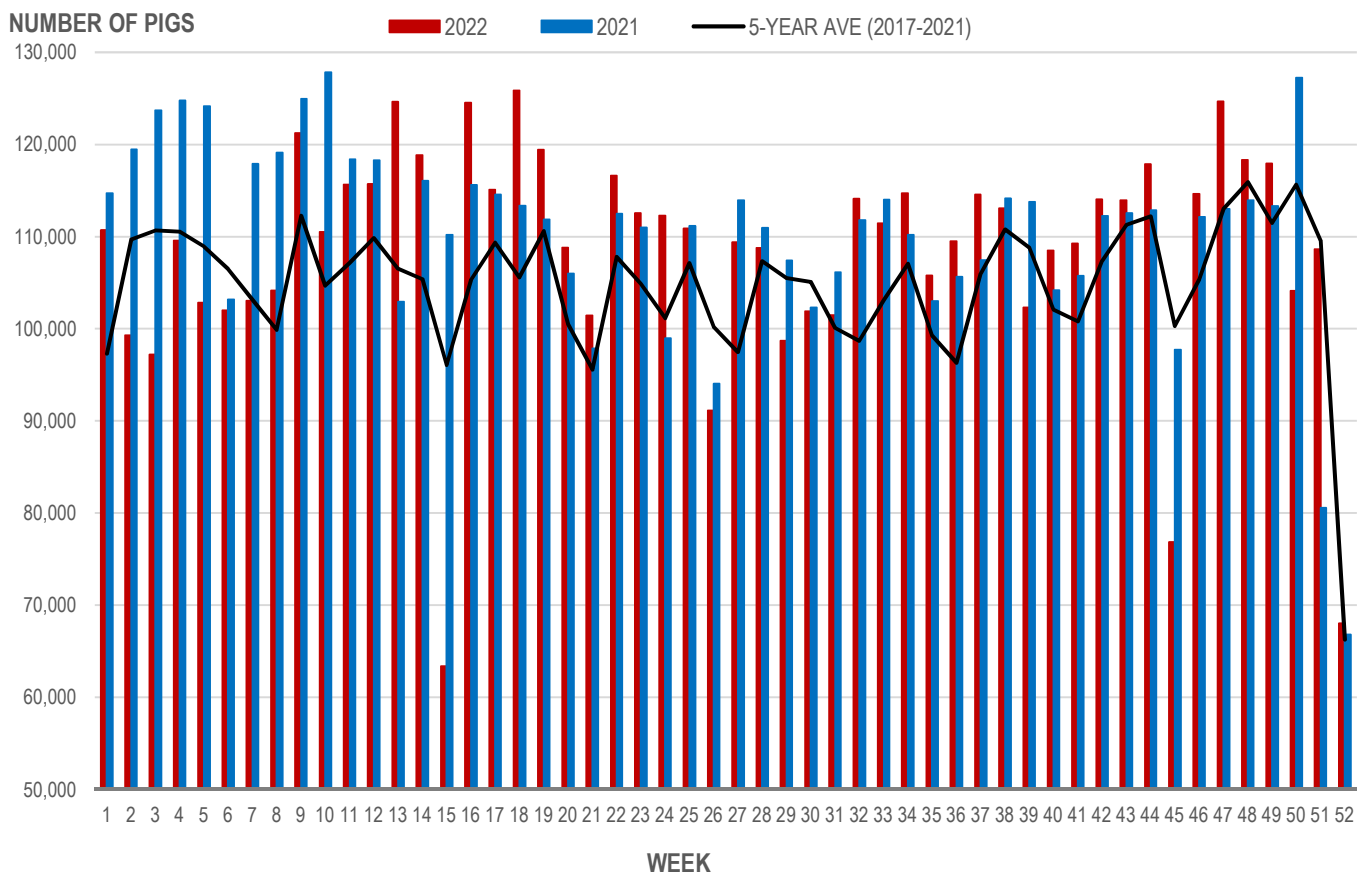
Source: Manitoba major processors

Number of Pigs Processed by Major Processors

Week	Week ending date	2022	2021	Change from Previous Week	Change from Previous Year
49	2022-12-09	117,915	113,321	-0.4%	4.1%
50	2022-12-16	104,111	127,242	-11.7%	-18.2%
51	2022-12-23	108,627	80,545	4.3%	34.9%
52	2022-12-30	68,006	66,779	-37.4%	1.8%
Four week average		99,665	96,972	-	2.8%

Source: Manitoba major processors.

NUMBER OF PIGS PROCESSED BY MAJOR PROCESSORS WEEKLY



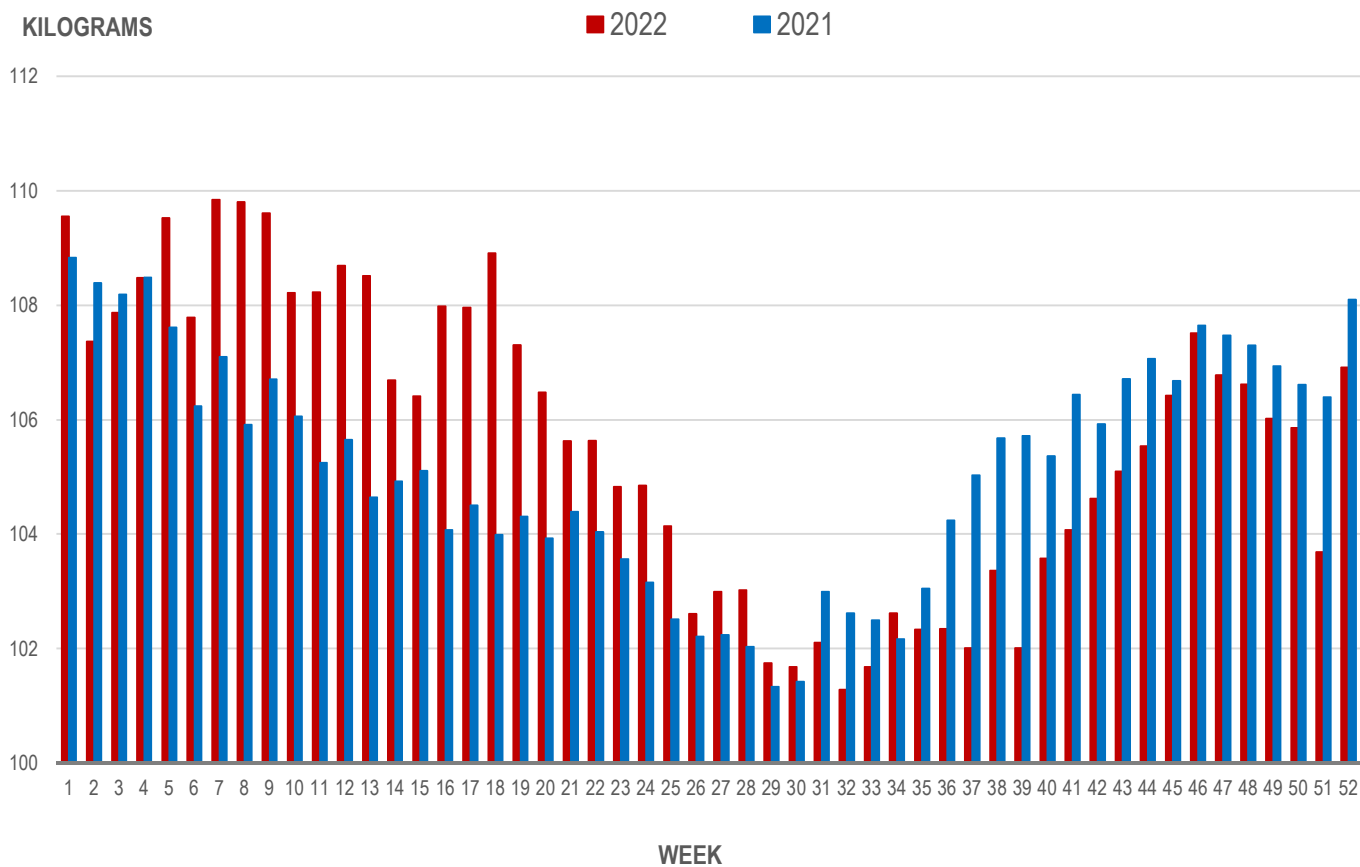
Source: Manitoba major processors

Average Weight of Hogs Processed by Major Processors, Kg

Week	Week ending date	2022	2021	Change from Previous Week	Change from Previous Year
49	2022-12-09	106.02	106.94	-0.6%	-0.9%
50	2022-12-16	105.86	106.61	-0.2%	-0.7%
51	2022-12-23	103.69	106.39	-2.1%	-2.5%
52	2022-12-30	106.91	108.10	3.1%	-1.1%
Four week average		105.62	107.01	-	-1.3%

Source: Manitoba major processors.

AVERAGE WEIGHT OF HOGS PROCESSED BY MAJOR PROCESSORS WEEKLY



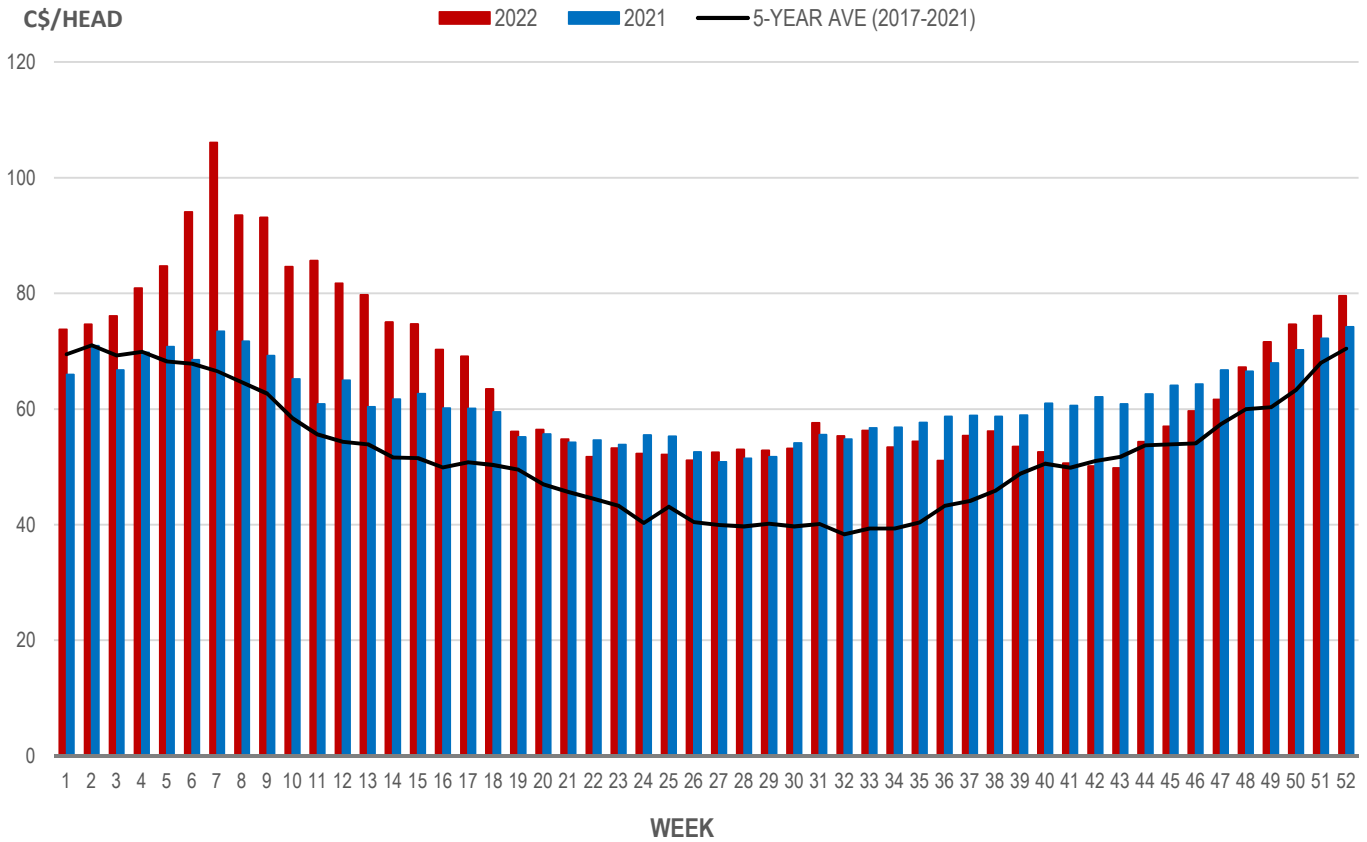
Source: Manitoba major processors

Weaning Pigs (U.S. Total Composite Weighted Average Price per Head)

	Formula and Cash Low, US\$/Head	Formula and Cash High, US\$/Head	Wtd Avg Price, US\$/Head	Wtd Avg Price, C\$/Head
Early Weaned (10-12 lb)	49.37	69.00	58.75	79.57
Feeder Pigs (40 lb)	53.00	82.00	73.36	99.36

Source: USDA, AMS

EARLY WEANED PIGS (U.S. TOTAL COMPOSITE WEIGHTED AVERAGE PRICE PER HEAD) WEEKLY



Source: USDA, AMS

Contact us

Go to manitoba.ca/agriculture and click on Markets and Statistics
 Email us at industryintelligence@gov.mb.ca
 Follow us on Twitter @MBGovAg