

Hog Prices



January 31, 2023

For definitions of how data is collected and calculated, please see

[MANITOBA MARKETS DEFINITIONS AND METHODOLOGIES](#)

Exchange rates (Friday close)

1 US \$ = C \$1.3314

1 EURO = C \$1.4464

1 Yen = C \$0.01025

<https://www.bankofcanada.ca/rates/exchange/daily-exchange-rates/>

View the interactive hog dashboards for current and historical charts:

<https://www.gov.mb.ca/agriculture/markets-and-statistics/livestock-statistics/livestock-market-prices-current.html>

Manitoba Weighted Average Carcass Prices (including premiums and discounts)

All In Weights C\$/100 kg

Week	Week ending date	2023	2022	Change from Previous Week	Change from Previous Year
1	2023-01-06	217.00	191.24	-3.9%	13.5%
2	2023-01-13	212.43	196.08	-2.1%	8.3%
3	2023-01-20	206.24	200.88	-2.9%	2.7%
4	2023-01-27	204.73	207.10	-0.7%	-1.1%
Four week average		210.10	198.83	-	5.7%

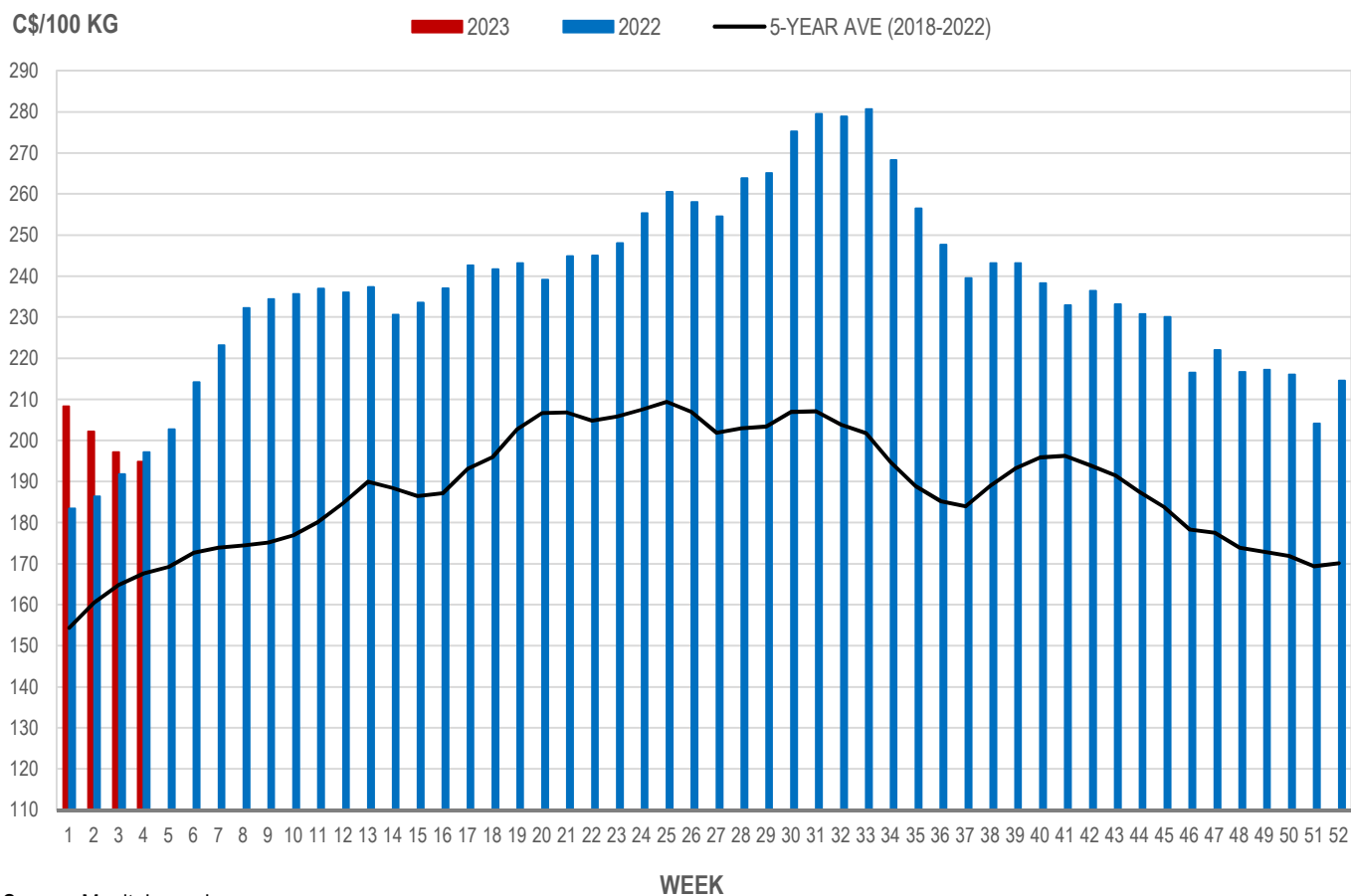
Source: Manitoba major processors.

Index 100, C\$/100 kg

Week	Week ending date	2023	2022	Change from Previous Week	Change from Previous Year
1	2023-01-06	208.33	183.40	-2.9%	13.6%
2	2023-01-13	202.14	186.40	-3.0%	8.4%
3	2023-01-20	197.17	191.74	-2.5%	2.8%
4	2023-01-27	194.77	197.18	-1.2%	-1.2%
Four week average		200.60	189.68	-	5.8%

Source: Manitoba major processors.

MANITOBA WEIGHTED AVERAGE INDEX 100 HOG PRICES WEEKLY



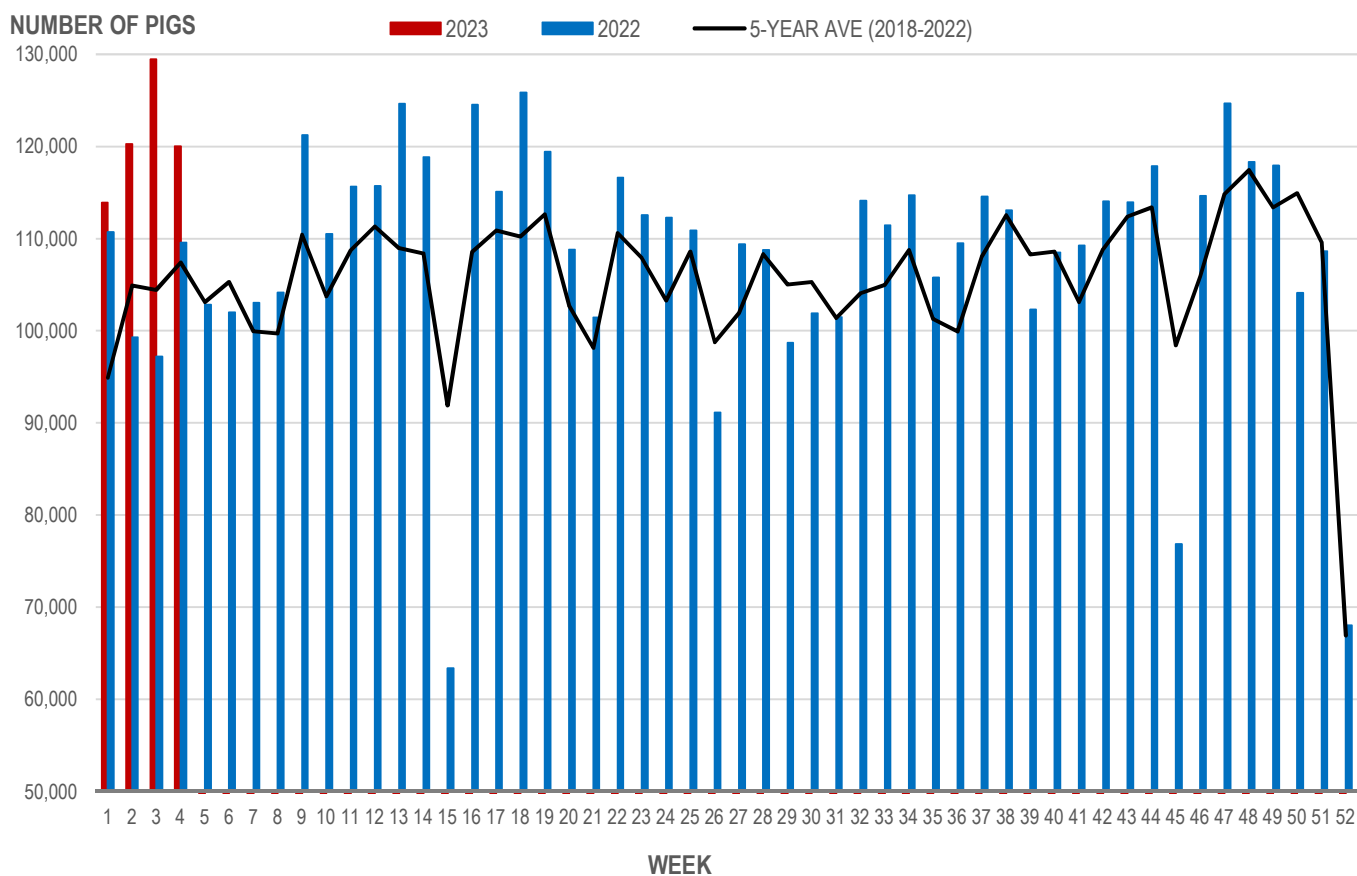
Source: Manitoba major processors

Number of Pigs Processed by Major Processors

Week	Week ending date	2023	2022	Change from Previous Week	Change from Previous Year
1	2023-01-06	113,896	110,707	67.5%	2.9%
2	2023-01-13	120,258	99,311	5.6%	21.1%
3	2023-01-20	129,458	97,203	7.7%	33.2%
4	2023-01-27	120,015	109,563	-7.3%	9.5%
Four week average		120,907	104,196	-	16.0%

Source: Manitoba major processors.

NUMBER OF PIGS PROCESSED BY MAJOR PROCESSORS WEEKLY



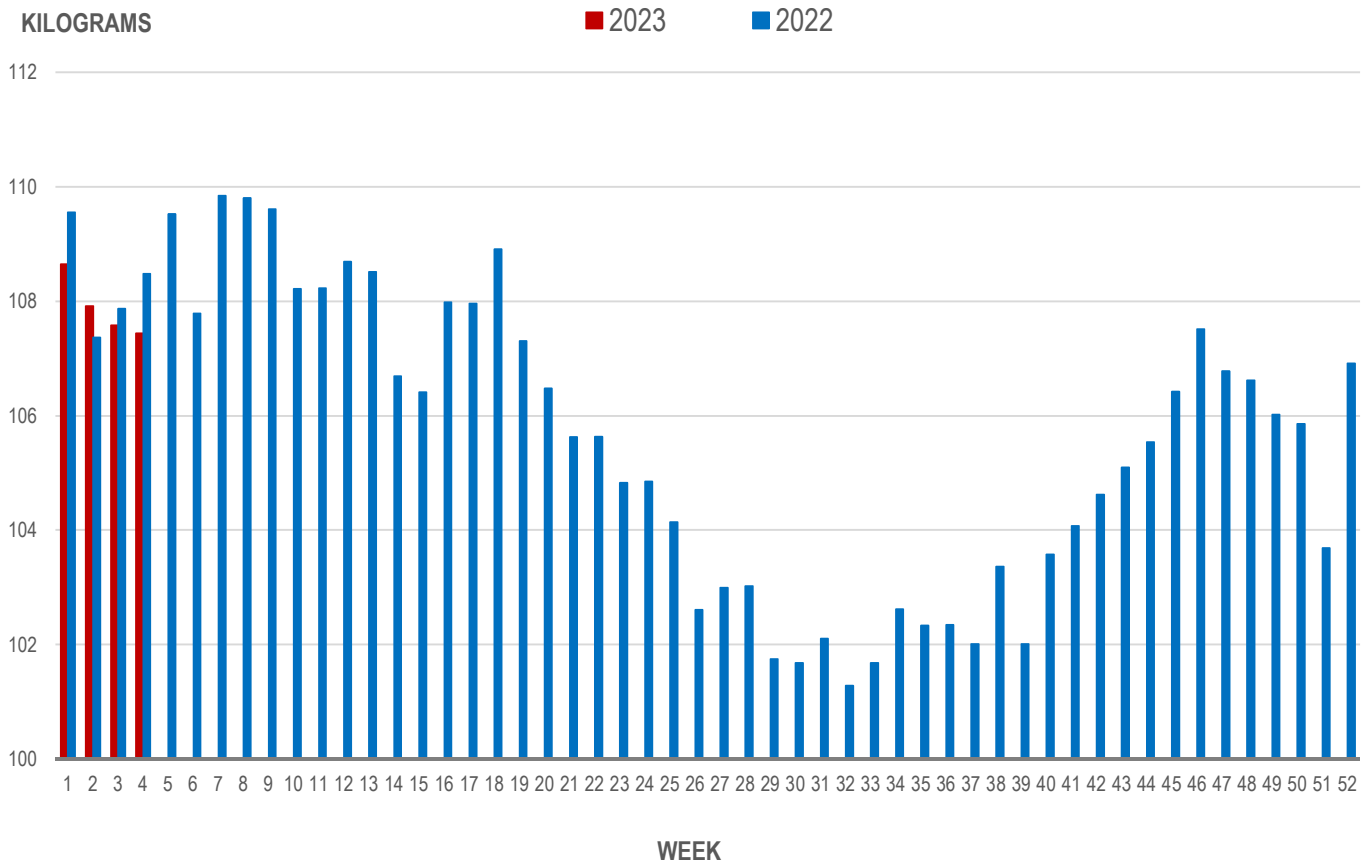
Source: Manitoba major processors

Average Weight of Hogs Processed by Major Processors, Kg

Week	Week ending date	2023	2022	Change from Previous Week	Change from Previous Year
1	2023-01-06	108.64	109.56	1.6%	-0.8%
2	2023-01-13	107.91	107.37	-0.7%	0.5%
3	2023-01-20	107.58	107.87	-0.3%	-0.3%
4	2023-01-27	107.44	108.48	-0.1%	-1.0%
Four week average		107.89	108.32	-	-0.4%

Source: Manitoba major processors.

AVERAGE WEIGHT OF HOGS PROCESSED BY MAJOR PROCESSORS WEEKLY



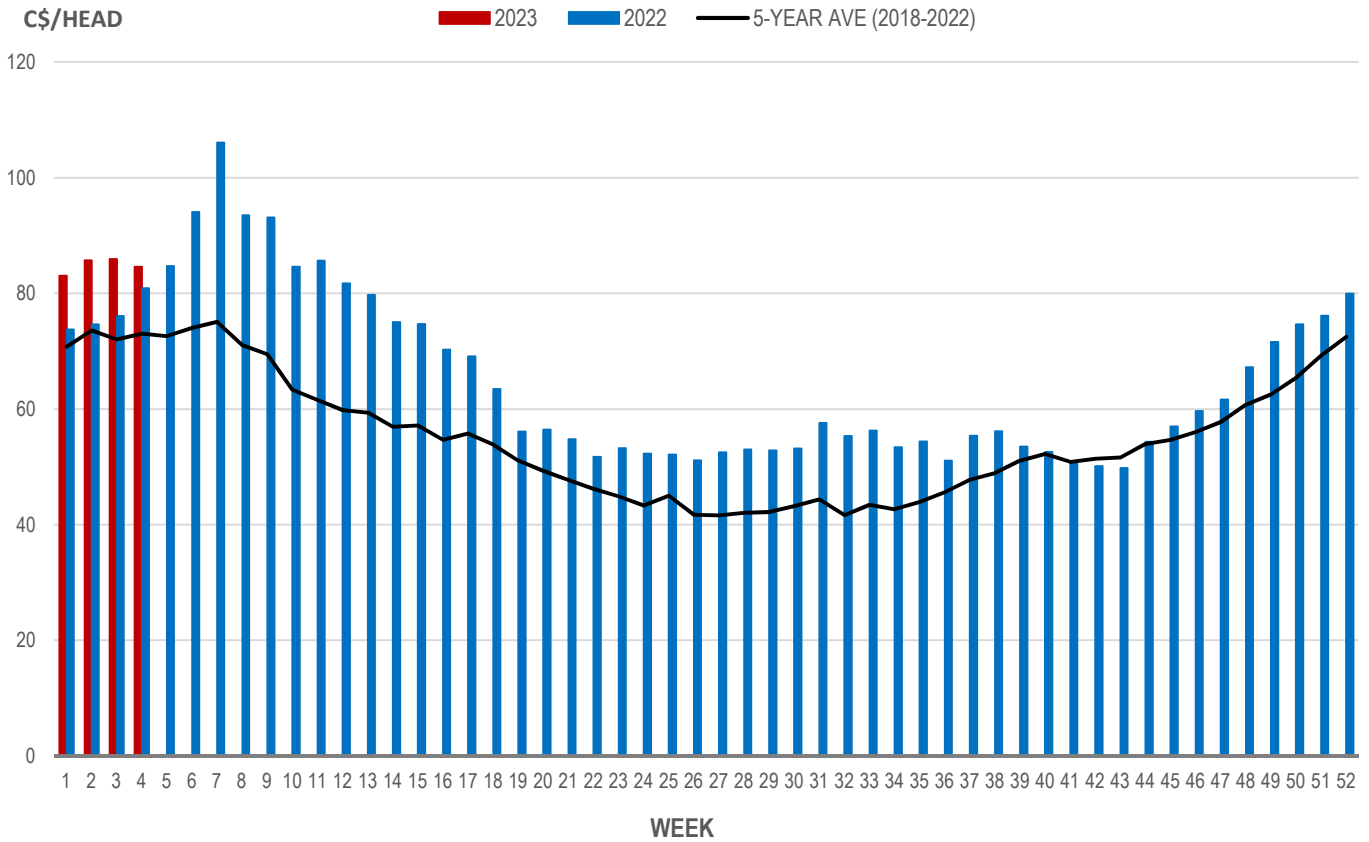
Source: Manitoba major processors

Weaning Pigs (U.S. Total Composite Weighted Average Price per Head)

	Formula and Cash Low, US\$/Head	Formula and Cash High, US\$/Head	Wtd Avg Price, US\$/Head	Wtd Avg Price, C\$/Head
Early Weaned (10-12 lb)	49.78	77.00	63.55	84.61
Feeder Pigs (40 lb)	81.00	101.00	96.36	128.29

Source: USDA, AMS

EARLY WEANED PIGS (U.S. TOTAL COMPOSITE WEIGHTED AVERAGE PRICE PER HEAD) WEEKLY



Source: USDA, AMS

Contact us

Go to manitoba.ca/agriculture and click on Markets and Statistics
 Email us at industryintelligence@gov.mb.ca
 Follow us on Twitter @MBGovAg