

# Hog Prices



February 14, 2023

For definitions of how data is collected and calculated, please see

<https://www.gov.mb.ca/agriculture/markets-and-statistics/livestock-statistics/pubs/hog-price-report-definitions-and-methodology.pdf>

## Exchange rates (Friday close)

1 US \$ = C \$1.3362

1 EURO = C \$1.4272

1 Yen = C \$0.01018

<https://www.bankofcanada.ca/rates/exchange/daily-exchange-rates/>

View the interactive hog dashboards for current and historical charts:

<https://www.gov.mb.ca/agriculture/markets-and-statistics/livestock-statistics/livestock-market-prices-current.html>

## Manitoba Weighted Average Carcass Prices (including premiums and discounts)

### All In Weights C\$/100 kg

Week	Week ending date	2023	2022	Change from Previous Week	Change from Previous Year
3	2023-01-20	206.24	200.88	-2.9%	2.7%
4	2023-01-27	204.73	207.10	-0.7%	-1.1%
5	2023-02-03	205.10	211.53	0.2%	-3.0%
6	2023-02-10	208.40	224.76	1.6%	-7.3%
<b>Four week average</b>		<b>206.12</b>	<b>211.07</b>	<b>-</b>	<b>-2.3%</b>

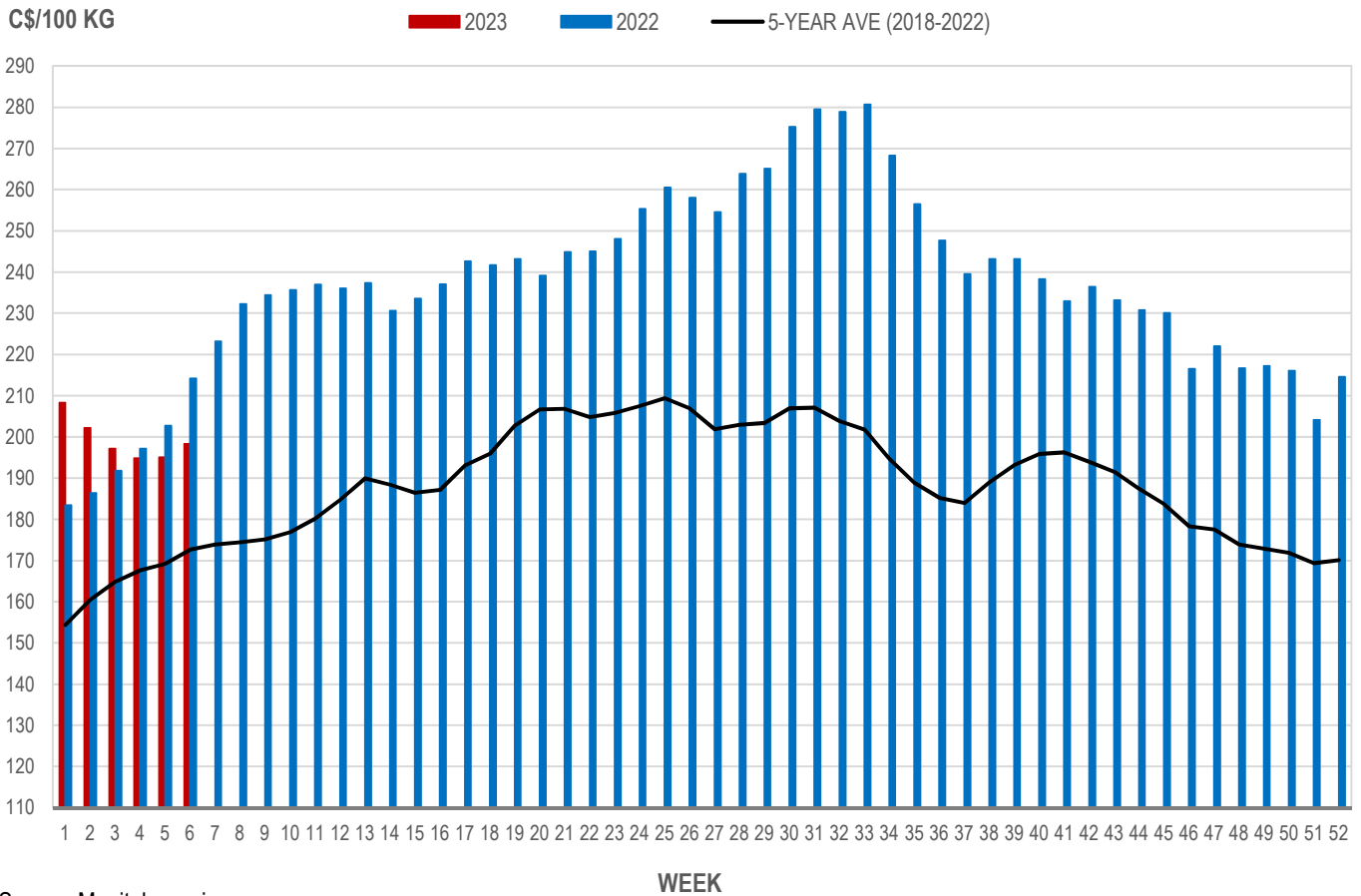
Source: Manitoba major processors.

## Index 100, C\$/100 kg

Week	Week ending date	2023	2022	Change from Previous Week	Change from Previous Year
3	2023-01-20	197.17	191.74	-2.5%	2.8%
4	2023-01-27	194.77	197.18	-1.2%	-1.2%
5	2023-02-03	195.03	202.69	0.1%	-3.8%
6	2023-02-10	198.30	214.15	1.7%	-7.4%
<b>Four week average</b>		<b>196.32</b>	<b>201.44</b>	<b>-</b>	<b>-2.5%</b>

Source: Manitoba major processors.

## MANITOBA WEIGHTED AVERAGE INDEX 100 HOG PRICES WEEKLY



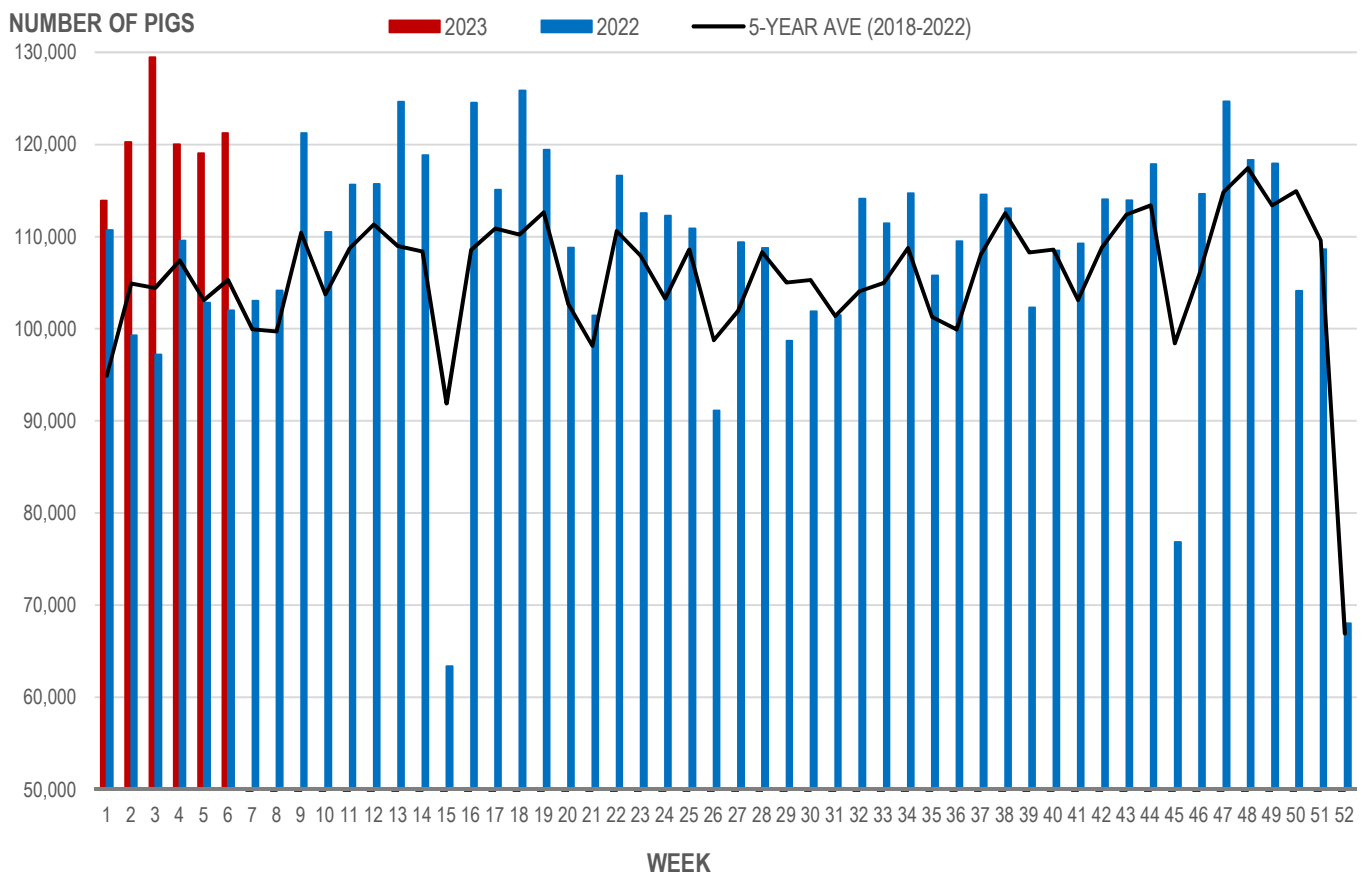
Source: Manitoba major processors

## Number of Pigs Processed by Major Processors

Week	Week ending date	2023	2022	Change from Previous Week	Change from Previous Year
3	2023-01-20	129,458	97,203	7.7%	33.2%
4	2023-01-27	120,015	109,563	-7.3%	9.5%
5	2023-02-03	119,042	102,826	-0.8%	15.8%
6	2023-02-10	121,230	101,975	1.8%	18.9%
<b>Four week average</b>		<b>122,436</b>	<b>102,892</b>	<b>-</b>	<b>19.0%</b>

Source: Manitoba major processors.

## NUMBER OF PIGS PROCESSED BY MAJOR PROCESSORS WEEKLY



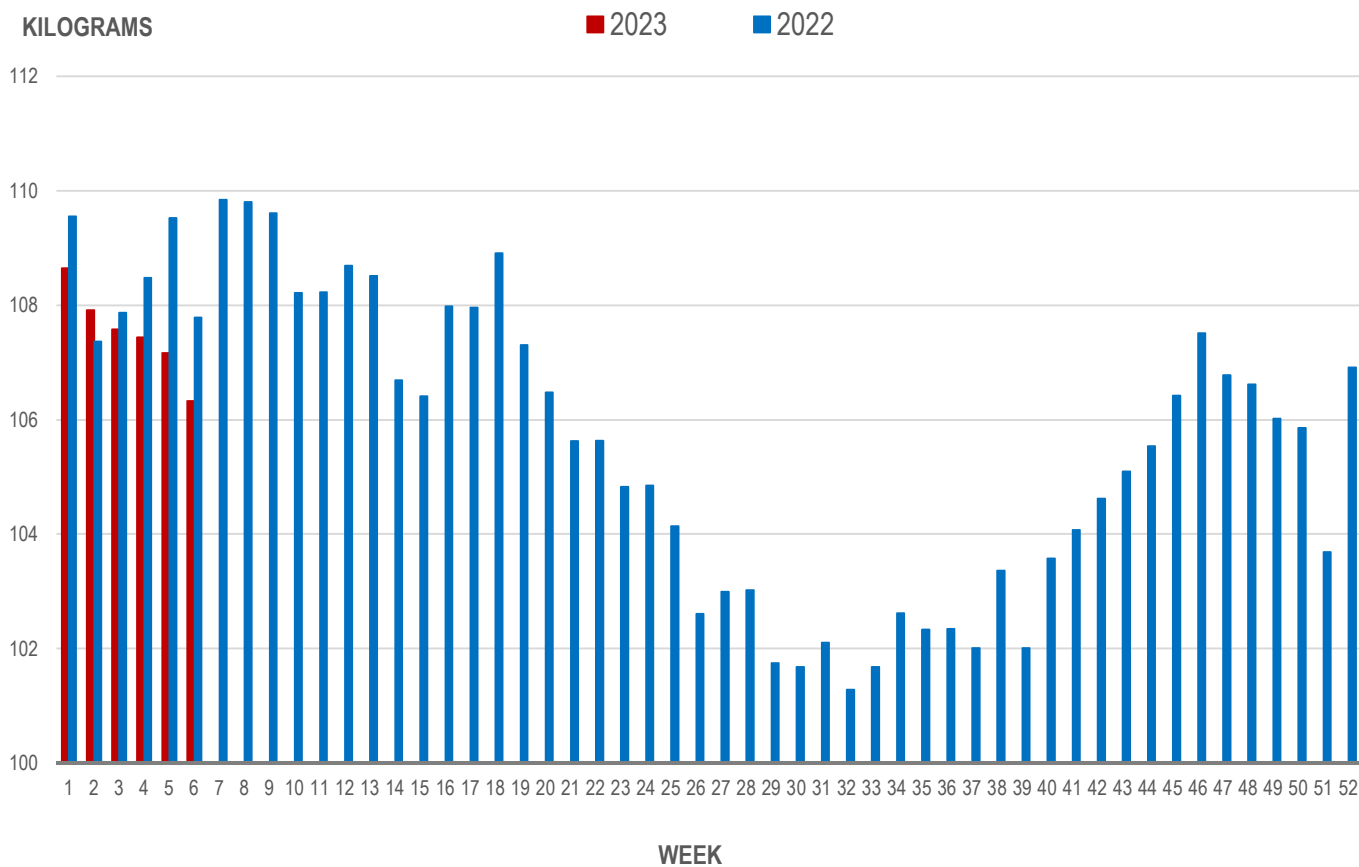
Source: Manitoba major processors

## Average Weight of Hogs Processed by Major Processors, Kg

Week	Week ending date	2023	2022	Change from Previous Week	Change from Previous Year
3	2023-01-20	107.58	107.87	-0.3%	-0.3%
4	2023-01-27	107.44	108.48	-0.1%	-1.0%
5	2023-02-03	107.17	109.52	-0.3%	-2.2%
6	2023-02-10	106.33	107.79	-0.8%	-1.4%
<b>Four week average</b>		<b>107.13</b>	<b>108.41</b>	<b>-</b>	<b>-1.2%</b>

Source: Manitoba major processors.

## AVERAGE WEIGHT OF HOGS PROCESSED BY MAJOR PROCESSORS WEEKLY



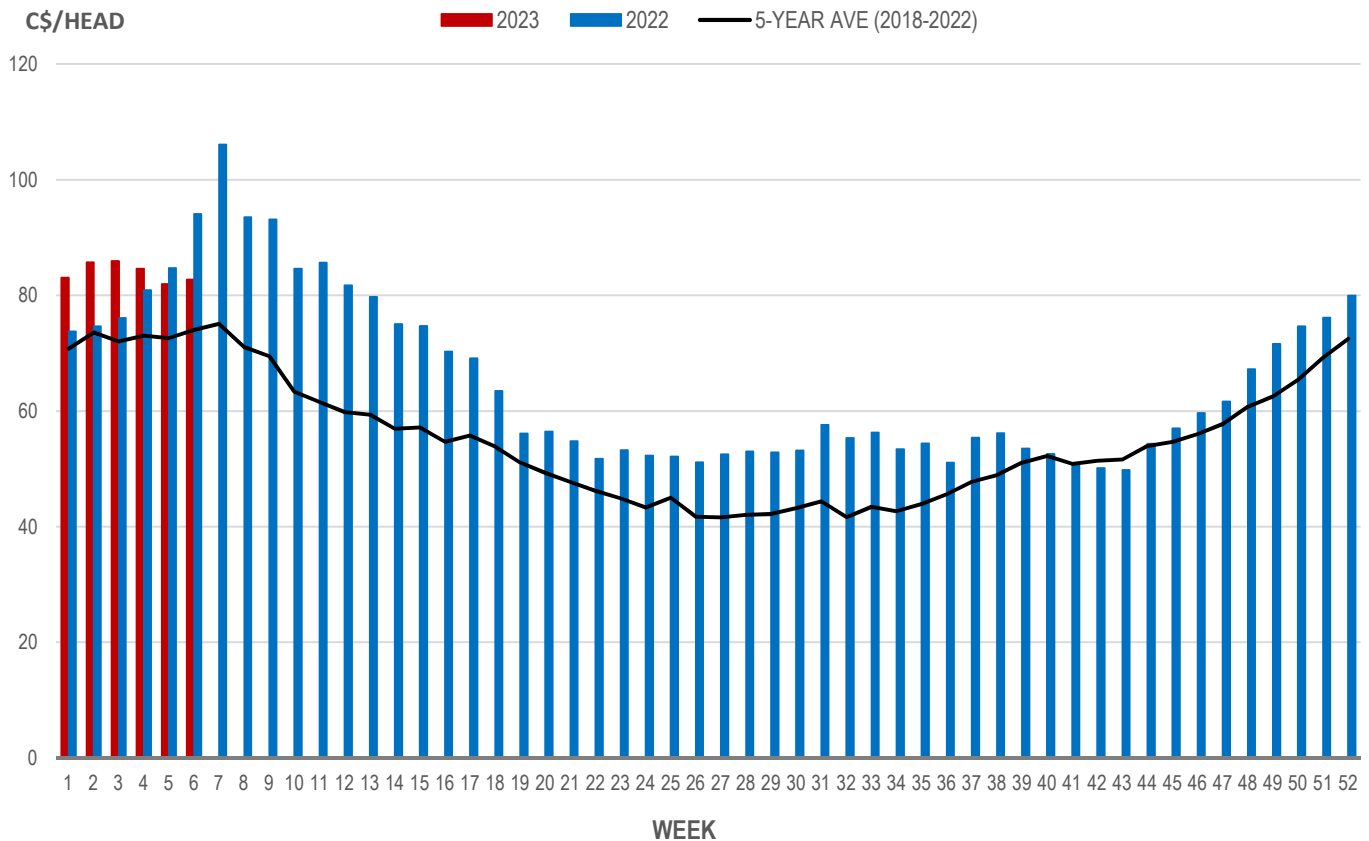
Source: Manitoba major processors

## Weaning Pigs (U.S. Total Composite Weighted Average Price per Head)

	Formula and Cash Low, US\$/Head	Formula and Cash High, US\$/Head	Wtd Avg Price, US\$/Head	Wtd Avg Price, C\$/Head
Early Weaned (10-12 lb)	50.00	74.00	61.90	82.71
Feeder Pigs (40 lb)	86.50	95.00	90.49	120.91

Source: USDA, AMS

## EARLY WEANED PIGS (U.S. TOTAL COMPOSITE WEIGHTED AVERAGE PRICE PER HEAD) WEEKLY



Source: USDA, AMS

### Contact us

Go to [manitoba.ca/agriculture](http://manitoba.ca/agriculture) and click on Markets and Statistics  
 Email us at [industryintelligence@gov.mb.ca](mailto:industryintelligence@gov.mb.ca)  
 Follow us on Twitter @MBGovAg