

MANITOBA MARKETS

Hog Prices



August 1, 2023

[Click here for definitions of how data is collected and calculated.](#)

Exchange rates (Friday close)

1 US \$ = C \$1.3232

1 EURO = C \$1.4585

1 Yen = C \$0.00941

[Data source: Bank of Canada](#)

[Click to view the interactive hog dashboards for current and historical charts.](#)

Manitoba Weighted Average Carcass Prices (including premiums and discounts)

All In Weights C\$/100 kg

Week	Week ending date	2023	2022	Change from Previous Week	Change from Previous Year
27	2023-07-07	252.67	267.06	3.9%	-5.4%
28	2023-07-14	260.94	277.04	3.3%	-5.8%
29	2023-07-21	265.33	277.50	1.7%	-4.4%
30	2023-07-28	272.88	289.75	2.8%	-5.8%
Four week average		262.95	277.84	-	-5.4%

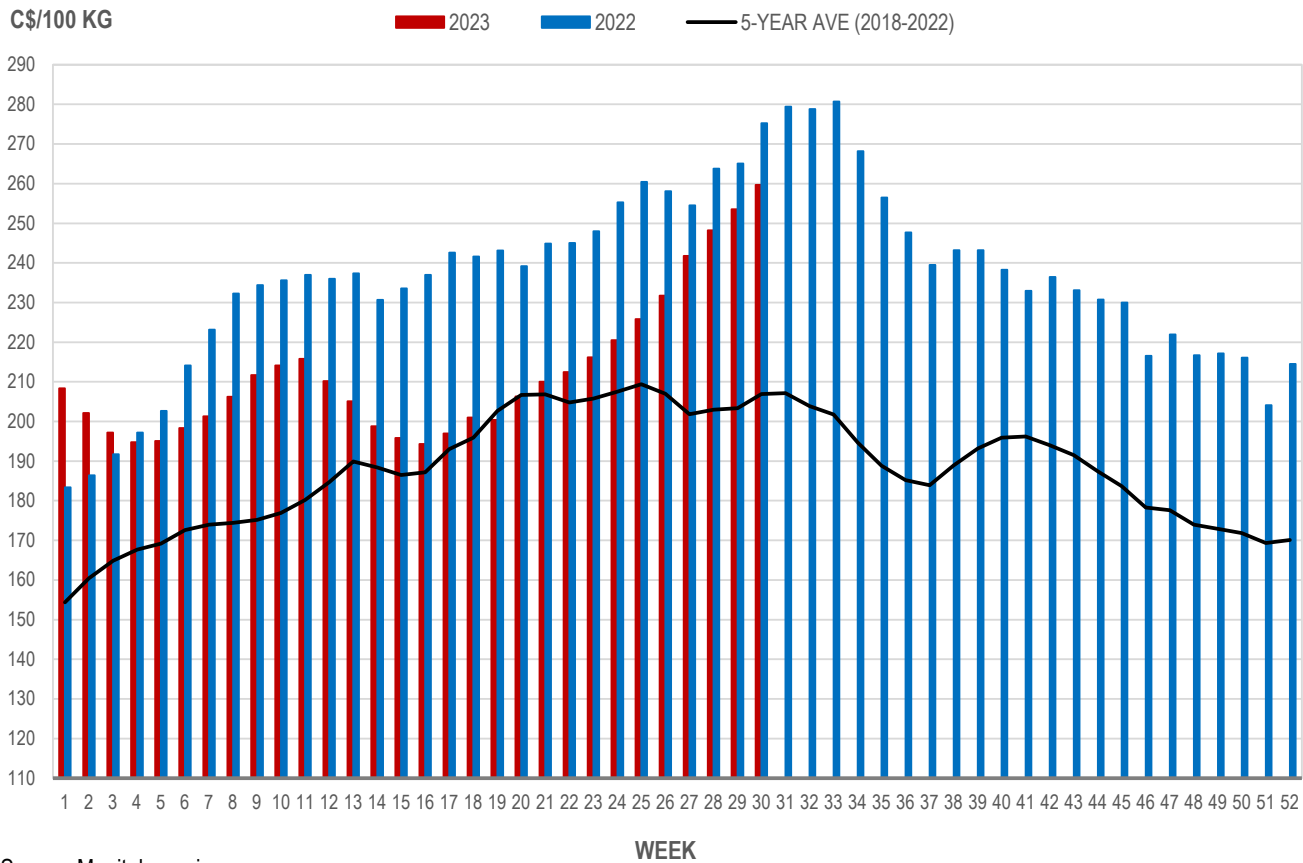
Source: Manitoba major processors.

Index 100, C\$/100 kg

Week	Week ending date	2023	2022	Change from Previous Week	Change from Previous Year
27	2023-07-07	241.75	254.54	4.3%	-5.0%
28	2023-07-14	248.23	263.78	2.7%	-5.9%
29	2023-07-21	253.53	265.09	2.1%	-4.4%
30	2023-07-28	259.65	275.22	2.4%	-5.7%
Four week average		250.79	264.66	-	-5.2%

Source: Manitoba major processors.

MANITOBA WEIGHTED AVERAGE INDEX 100 HOG PRICES WEEKLY



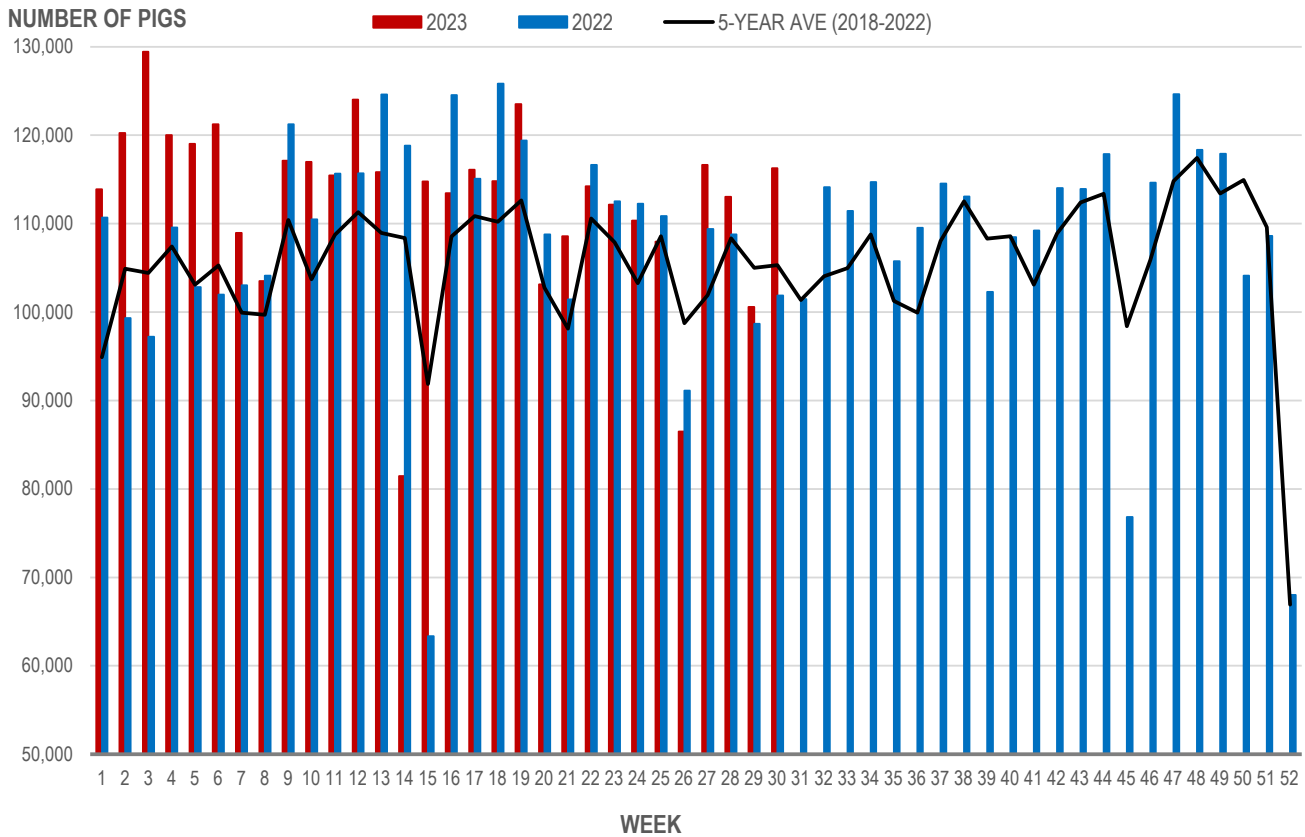
Source: Manitoba major processors

Number of Pigs Processed by Major Processors

Week	Week ending date	2023	2022	Change from Previous Week	Change from Previous Year
27	2023-07-07	116,644	109,382	34.9%	6.6%
28	2023-07-14	113,041	108,772	-3.1%	3.9%
29	2023-07-21	100,590	98,673	-11.0%	1.9%
30	2023-07-28	116,259	101,873	15.6%	14.1%
Four week average		111,634	104,675	-	6.6%

Source: Manitoba major processors.

NUMBER OF PIGS PROCESSED BY MAJOR PROCESSORS WEEKLY



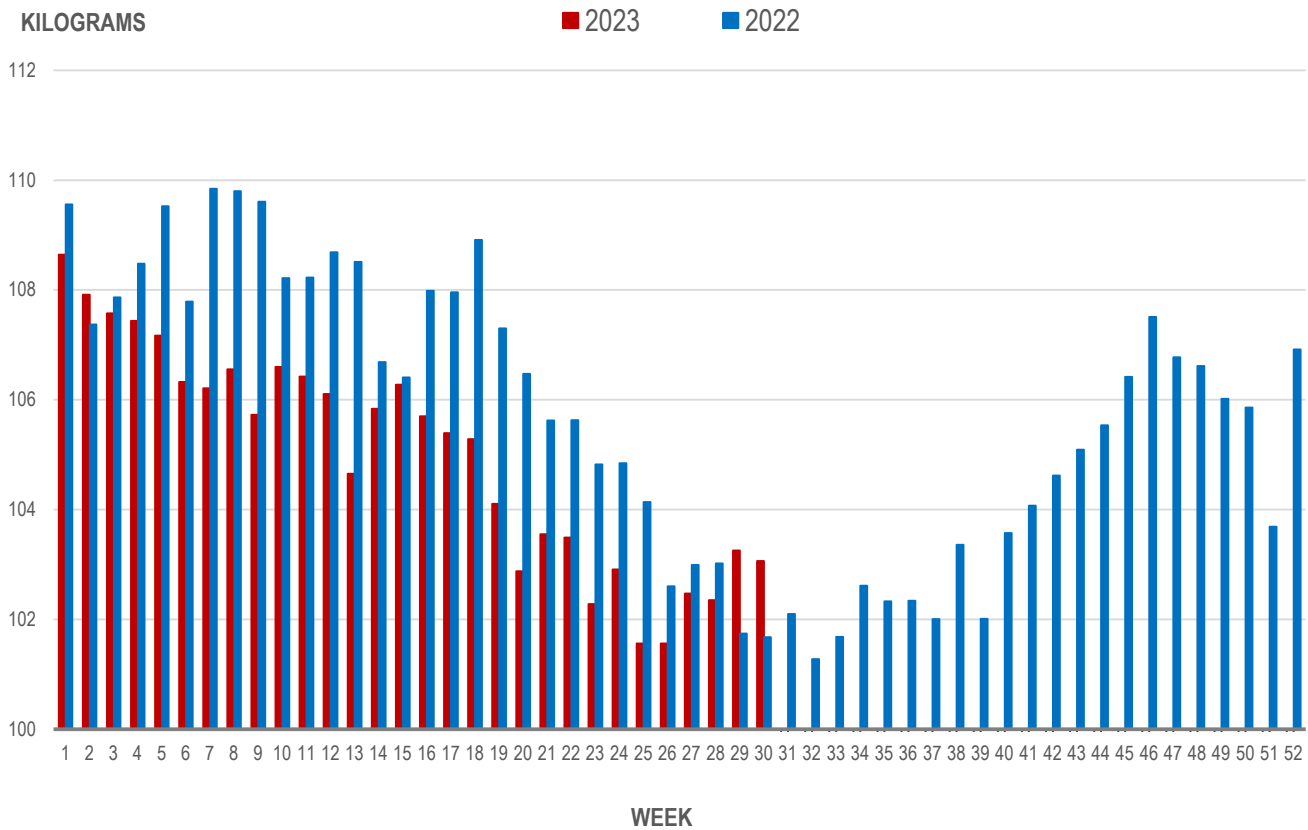
Source: Manitoba major processors

Average Weight of Hogs Processed by Major Processors, Kg

Week	Week ending date	2023	2022	Change from Previous Week	Change from Previous Year
27	2023-07-07	102.47	102.99	0.9%	-0.5%
28	2023-07-14	102.35	103.02	-0.1%	-0.7%
29	2023-07-21	103.26	101.74	0.9%	1.5%
30	2023-07-28	103.06	101.68	-0.2%	1.4%
Four week average		102.79	102.36	-	0.4%

Source: Manitoba major processors.

AVERAGE WEIGHT OF HOGS PROCESSED BY MAJOR PROCESSORS WEEKLY



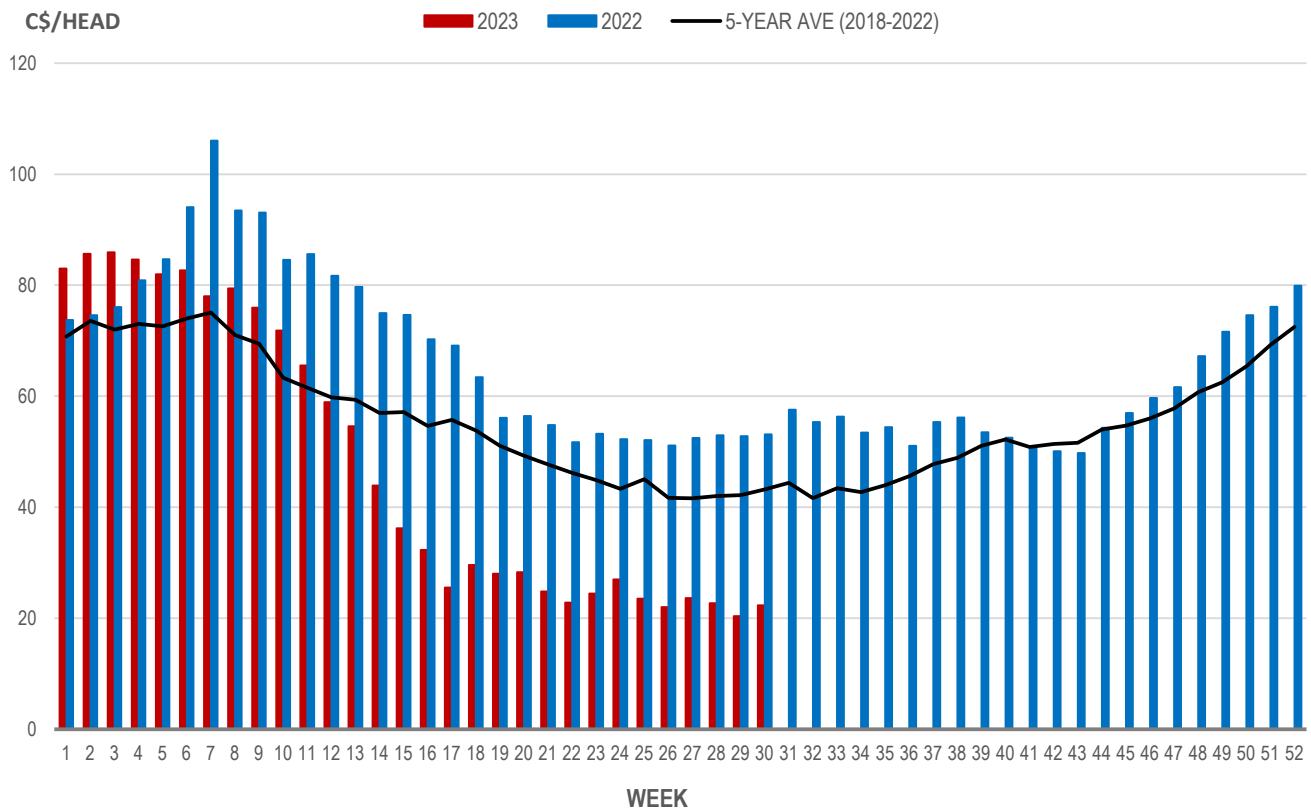
Source: Manitoba major processors

Weaning Pigs (U.S. Total Composite Weighted Average Price per Head)

	Formula and Cash Low, US\$/Head	Formula and Cash High, US\$/Head	Wtd Avg Price, US\$/Head	Wtd Avg Price, C\$/Head
Early Weaned (10-12 lb)	3.50	50.18	16.88	22.34
Feeder Pigs (40 lb)	20.00	45.00	35.96	47.58

Source: USDA, AMS

EARLY WEANED PIGS (U.S. TOTAL COMPOSITE WEIGHTED AVERAGE PRICE PER HEAD) WEEKLY



Source: USDA, AMS

Contact us

Go to manitoba.ca/agriculture and click on Markets and Statistics

Email us at industryintelligence@gov.mb.ca

Follow us on Twitter @MBGovAg