

MANITOBA MARKETS

Hog Prices



August 8, 2023

[Click here for definitions of how data is collected and calculated.](#)

Exchange rates (Friday close)

1 US \$ = C \$1.3355

1 EURO = C \$1.4713

1 Yen = C \$0.00941

[Data source: Bank of Canada](#)

[Click to view the interactive hog dashboards for current and historical charts.](#)

Manitoba Weighted Average Carcass Prices (including premiums and discounts)

All In Weights C\$/100 kg

Week	Week ending date	2023	2022	Change from Previous Week	Change from Previous Year
28	2023-07-14	260.94	277.04	3.3%	-5.8%
29	2023-07-21	265.33	277.50	1.7%	-4.4%
30	2023-07-28	272.88	289.75	2.8%	-5.8%
31	2023-08-04	276.67	292.21	1.4%	-5.3%
Four week average		268.95	284.12	-	-5.3%

Source: Manitoba major processors.

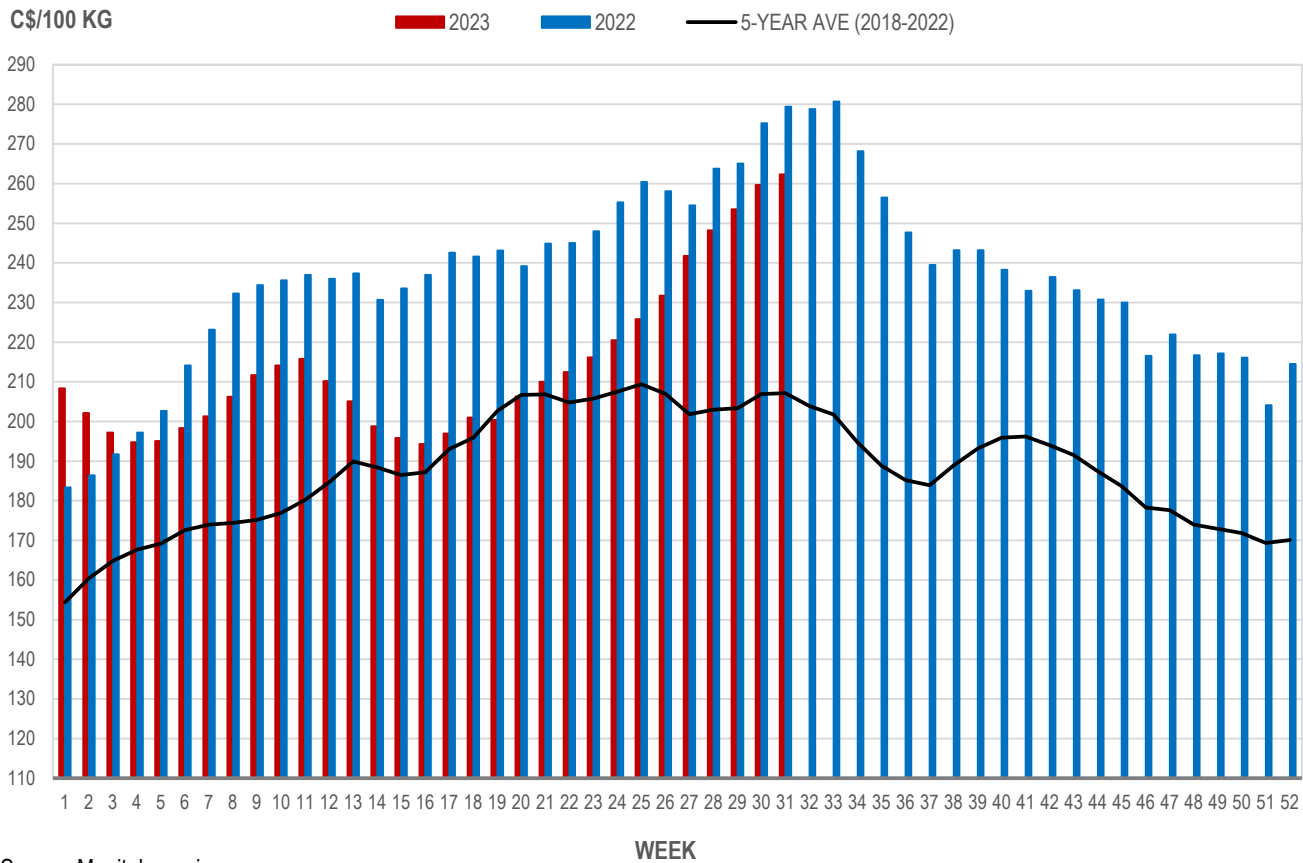


Index 100, C\$/100 kg

Week	Week ending date	2023	2022	Change from Previous Week	Change from Previous Year
28	2023-07-14	248.23	263.78	2.7%	-5.9%
29	2023-07-21	253.53	265.09	2.1%	-4.4%
30	2023-07-28	259.65	275.22	2.4%	-5.7%
31	2023-08-04	262.32	279.43	1.0%	-6.1%
Four week average		255.93	270.88	-	-5.5%

Source: Manitoba major processors.

MANITOBA WEIGHTED AVERAGE INDEX 100 HOG PRICES WEEKLY



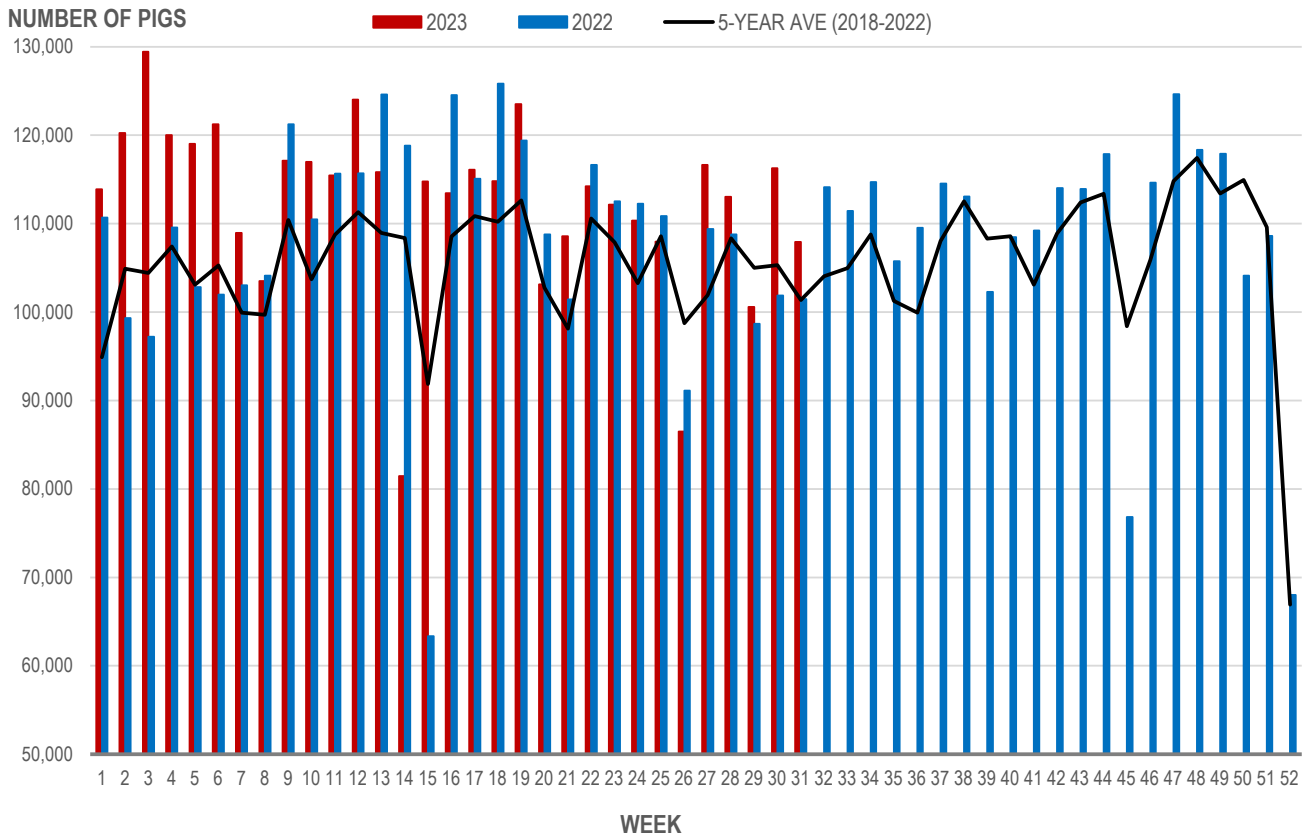
Source: Manitoba major processors

Number of Pigs Processed by Major Processors

Week	Week ending date	2023	2022	Change from Previous Week	Change from Previous Year
28	2023-07-14	113,041	108,772	-3.1%	3.9%
29	2023-07-21	100,590	98,673	-11.0%	1.9%
30	2023-07-28	116,259	101,873	15.6%	14.1%
31	2023-08-04	107,925	101,472	-7.2%	6.4%
Four week average		109,454	102,698	-	6.6%

Source: Manitoba major processors.

NUMBER OF PIGS PROCESSED BY MAJOR PROCESSORS WEEKLY



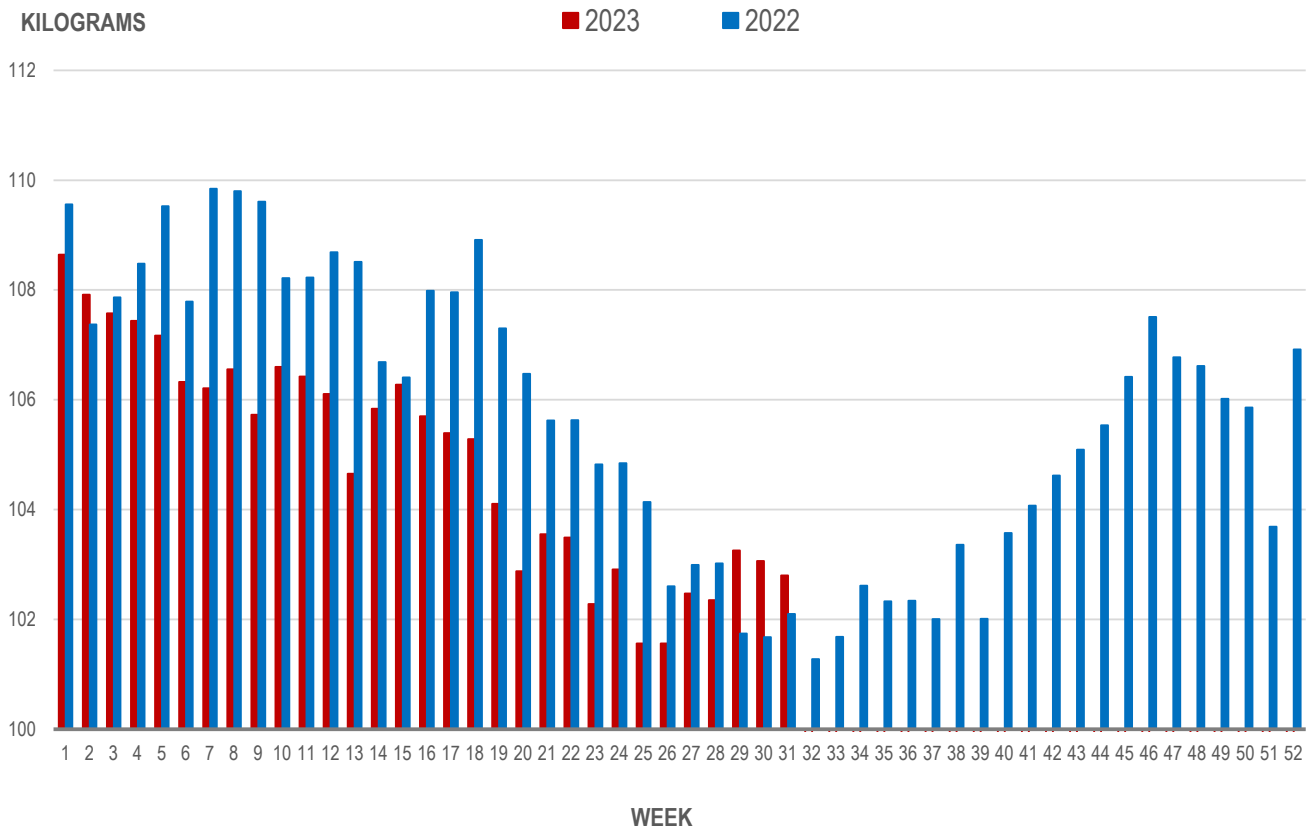
Source: Manitoba major processors

Average Weight of Hogs Processed by Major Processors, Kg

Week	Week ending date	2023	2022	Change from Previous Week	Change from Previous Year
28	2023-07-14	102.35	103.02	-0.1%	-0.7%
29	2023-07-21	103.26	101.74	0.9%	1.5%
30	2023-07-28	103.06	101.68	-0.2%	1.4%
31	2023-08-04	102.80	102.10	-0.3%	0.7%
Four week average		102.87	102.14	-	0.7%

Source: Manitoba major processors.

AVERAGE WEIGHT OF HOGS PROCESSED BY MAJOR PROCESSORS WEEKLY



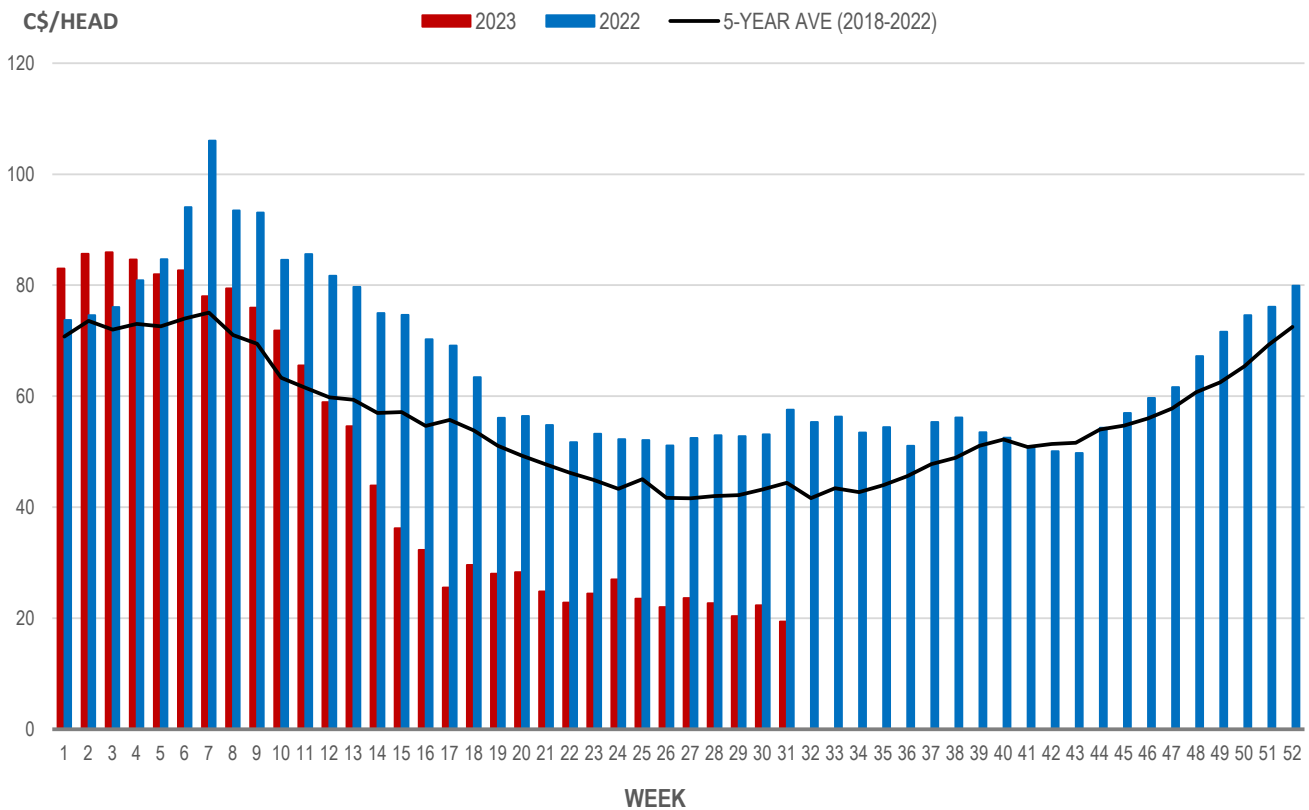
Source: Manitoba major processors

Weaning Pigs (U.S. Total Composite Weighted Average Price per Head)

	Formula and Cash Low, US\$/Head	Formula and Cash High, US\$/Head	Wtd Avg Price, US\$/Head	Wtd Avg Price, C\$/Head
Early Weaned (10-12 lb)	5.00	50.25	14.54	19.42
Feeder Pigs (40 lb)	19.00	41.00	30.75	41.07

Source: USDA, AMS

EARLY WEANED PIGS (U.S. TOTAL COMPOSITE WEIGHTED AVERAGE PRICE PER HEAD) WEEKLY



Source: USDA, AMS

Contact us

Go to manitoba.ca/agriculture and click on Markets and Statistics

Email us at industryintelligence@gov.mb.ca

Follow us on Twitter @MBGovAg