

MANITOBA MARKETS

# Hog Prices



October 31, 2023

[Click here for definitions of how data is collected and calculated.](#)

## Exchange rates (Friday close)

1 US \$ = C \$1.3857

1 EURO = C \$1.4652

1 Yen = C \$0.00926

[Data source: Bank of Canada](#)

[Click to view the interactive hog dashboards for current and historical charts.](#)

## Manitoba Weighted Average Carcass Prices (including premiums and discounts)

### All In Weights C\$/100 kg

Week	Week ending date	2023	2022	Change from Previous Week	Change from Previous Year
40	2023-10-06	234.51	251.46	0.1%	-6.7%
41	2023-10-13	225.15	242.90	-4.0%	-7.3%
42	2023-10-20	224.85	248.56	-0.1%	-9.5%
43	2023-10-27	218.17	244.94	-3.0%	-10.9%
<b>Four week average</b>		<b>225.67</b>	<b>246.97</b>	<b>-</b>	<b>-8.6%</b>

Source: Manitoba major processors.

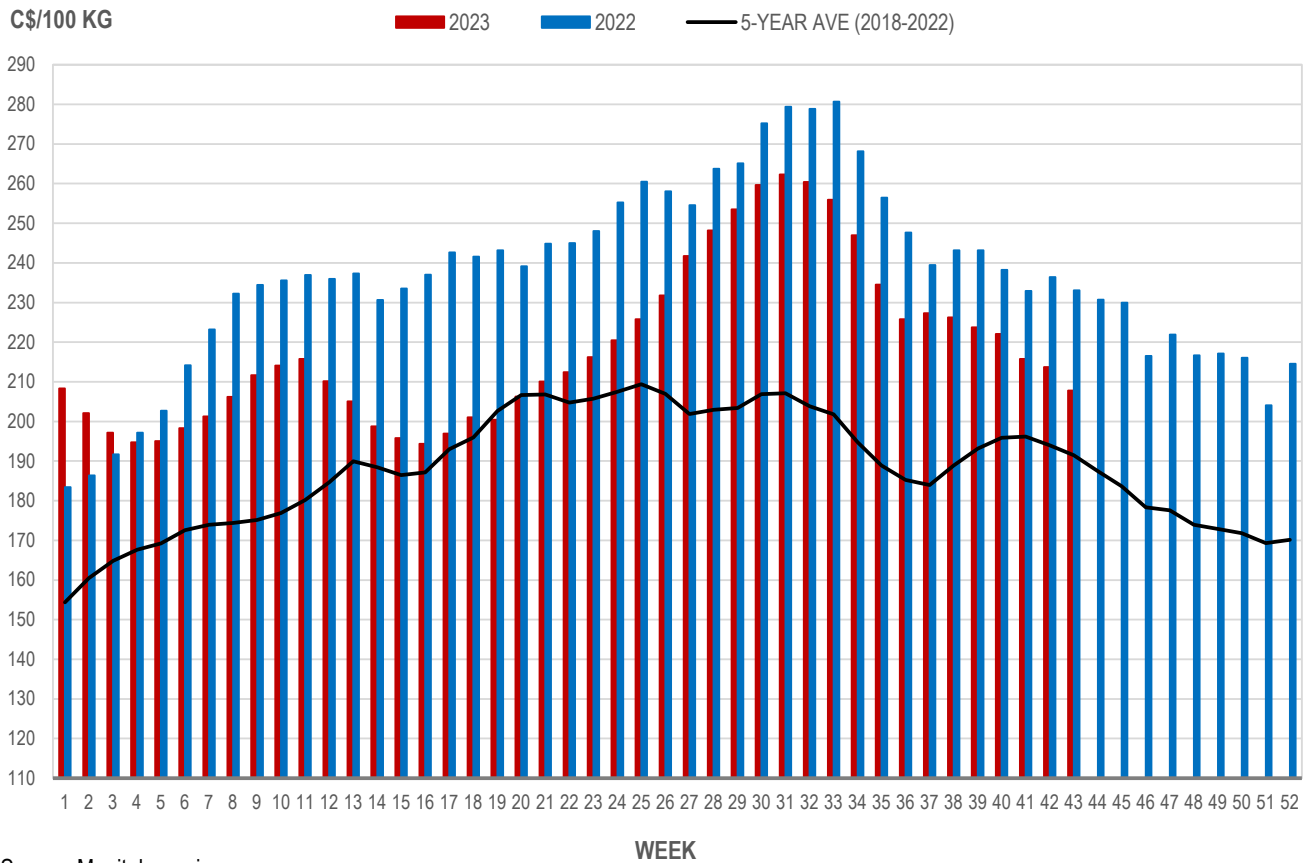


## Index 100, C\$/100 kg

Week	Week ending date	2023	2022	Change from Previous Week	Change from Previous Year
40	2023-10-06	222.07	238.28	-0.8%	-6.8%
41	2023-10-13	215.75	232.93	-2.8%	-7.4%
42	2023-10-20	213.74	236.43	-0.9%	-9.6%
43	2023-10-27	207.78	233.11	-2.8%	-10.9%
<b>Four week average</b>		<b>214.84</b>	<b>235.19</b>	<b>-</b>	<b>-8.7%</b>

Source: Manitoba major processors.

### MANITOBA WEIGHTED AVERAGE INDEX 100 HOG PRICES WEEKLY



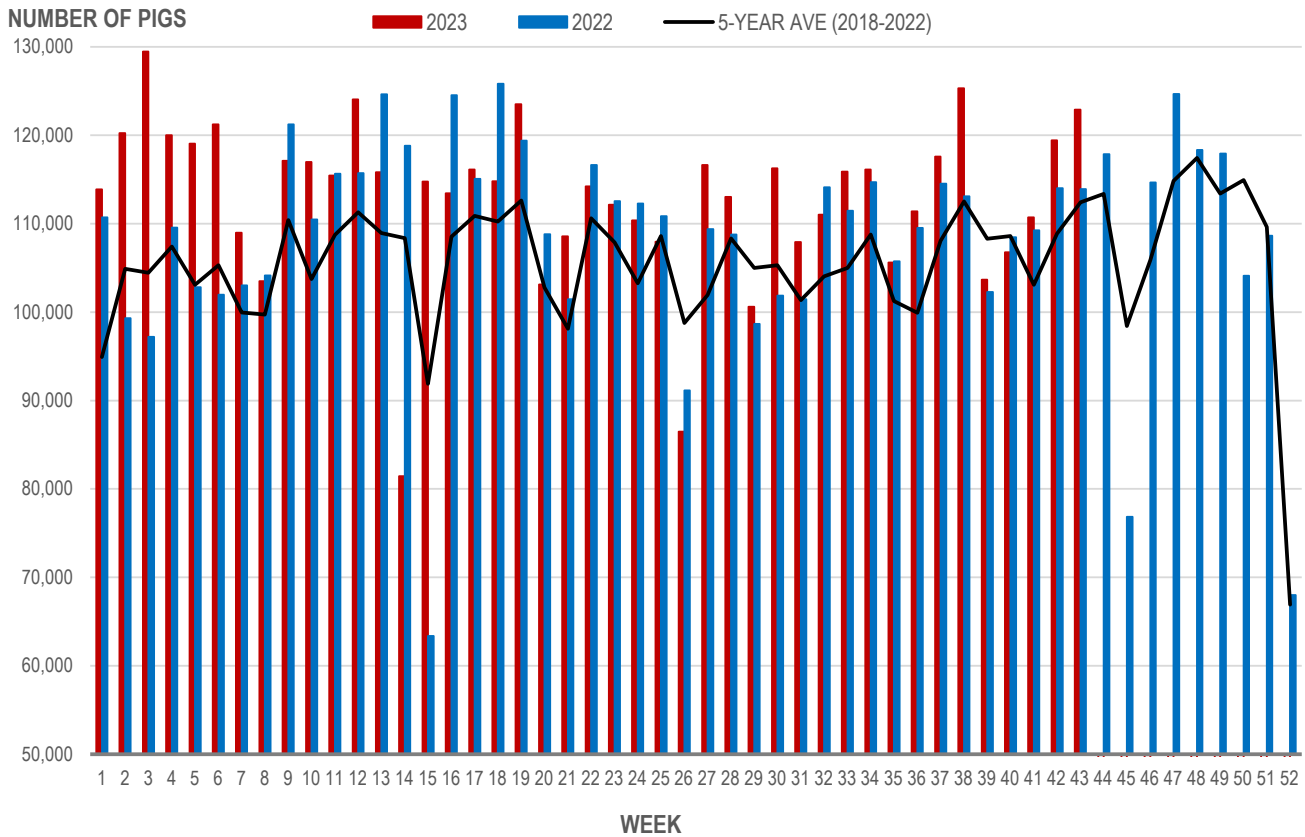
Source: Manitoba major processors

## Number of Pigs Processed by Major Processors

Week	Week ending date	2023	2022	Change from Previous Week	Change from Previous Year
40	2023-10-06	106,770	108,473	3.0%	-1.6%
41	2023-10-13	110,707	109,245	3.7%	1.3%
42	2023-10-20	119,415	114,027	7.9%	4.7%
43	2023-10-27	122,906	113,927	2.9%	7.9%
<b>Four week average</b>		<b>114,950</b>	<b>111,418</b>	<b>-</b>	<b>3.2%</b>

Source: Manitoba major processors.

### NUMBER OF PIGS PROCESSED BY MAJOR PROCESSORS WEEKLY



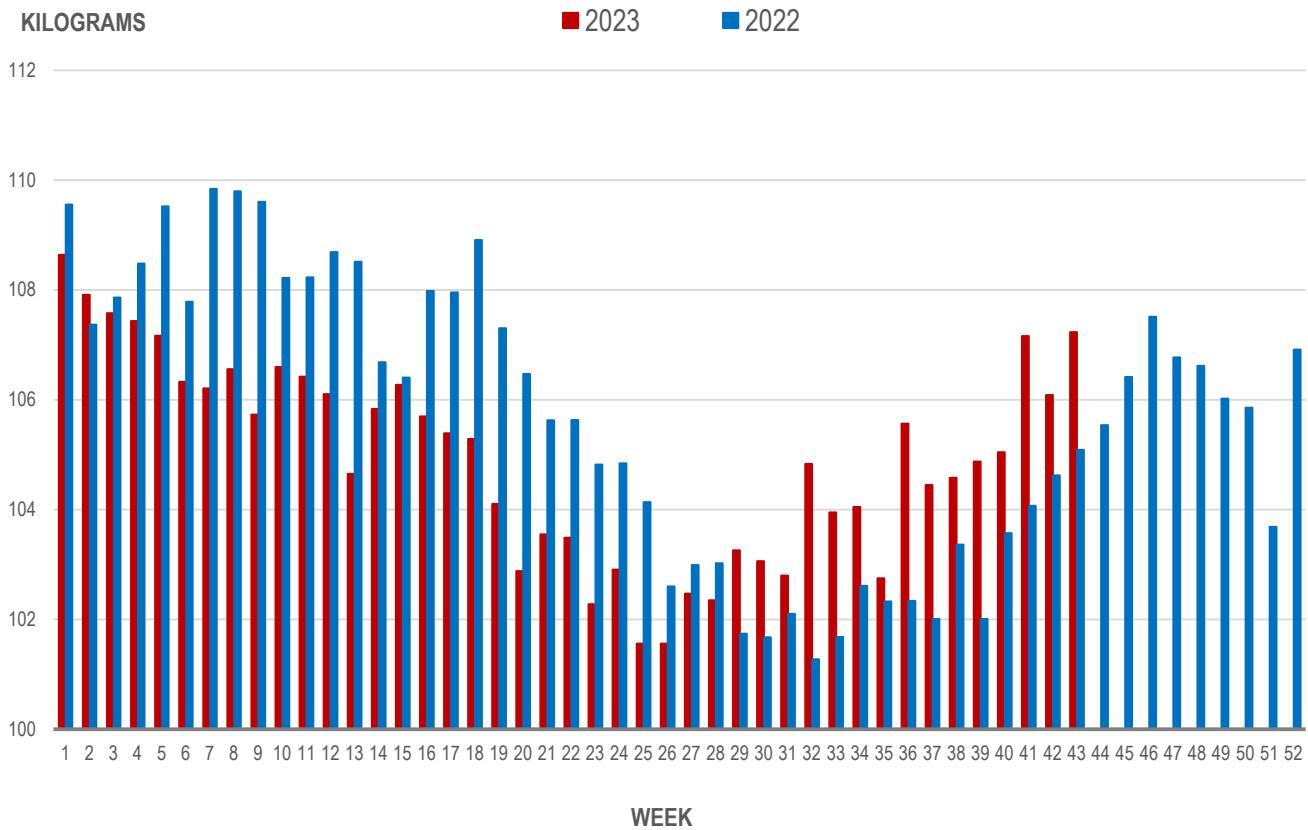
Source: Manitoba major processors

## Average Weight of Hogs Processed by Major Processors, Kg

Week	Week ending date	2023	2022	Change from Previous Week	Change from Previous Year
40	2023-10-06	105.05	103.57	0.2%	1.4%
41	2023-10-13	107.16	104.07	2.0%	3.0%
42	2023-10-20	106.09	104.62	-1.0%	1.4%
43	2023-10-27	107.23	105.09	1.1%	2.0%
<b>Four week average</b>		<b>106.38</b>	<b>104.34</b>	<b>-</b>	<b>2.0%</b>

Source: Manitoba major processors.

## AVERAGE WEIGHT OF HOGS PROCESSED BY MAJOR PROCESSORS WEEKLY



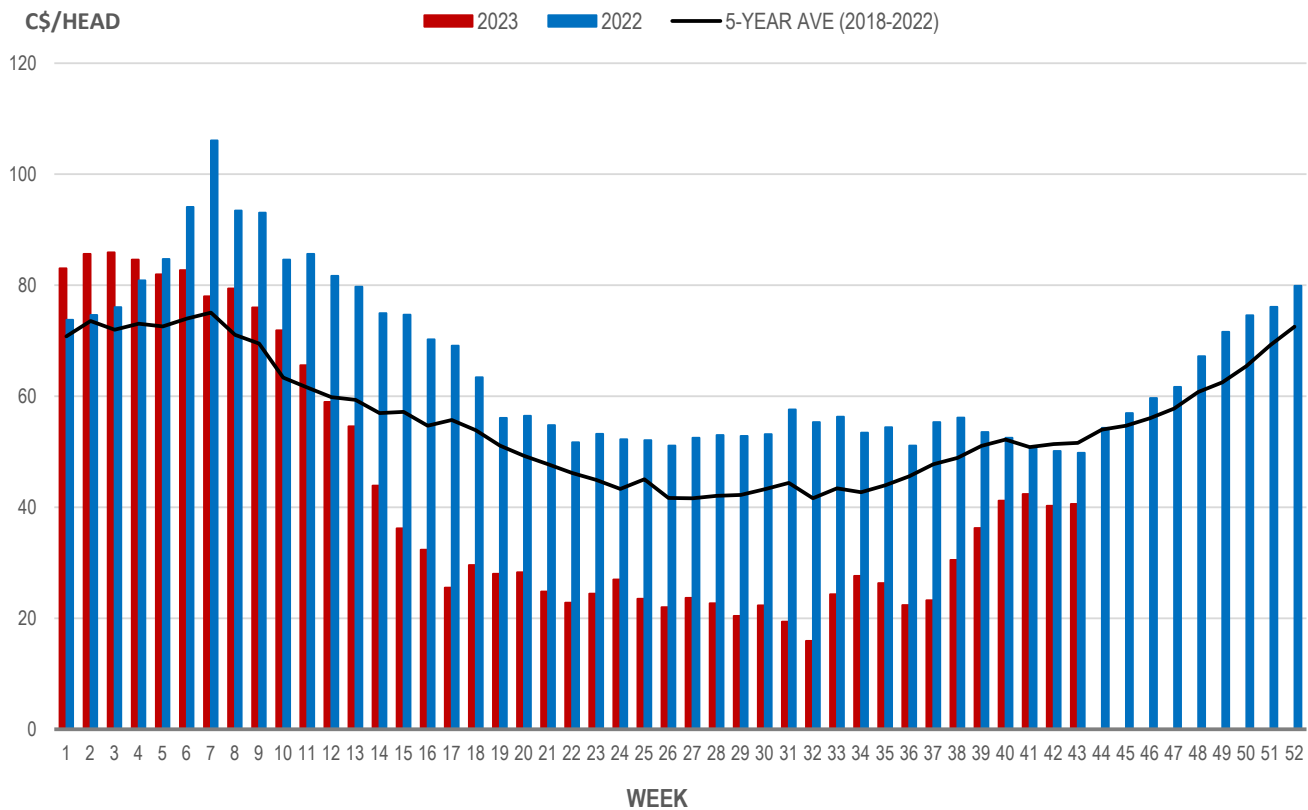
Source: Manitoba major processors

## Weaning Pigs (U.S. Total Composite Weighted Average Price per Head)

	Formula and Cash Low, US\$/Head	Formula and Cash High, US\$/Head	Wtd Avg Price, US\$/Head	Wtd Avg Price, C\$/Head
Early Weaned (10-12 lb)	12.00	50.17	29.28	40.57
Feeder Pigs (40 lb)	30.00	40.00	36.20	50.16

Source: USDA, AMS

### EARLY WEANED PIGS (U.S. TOTAL COMPOSITE WEIGHTED AVERAGE PRICE PER HEAD) WEEKLY



Source: USDA, AMS

### Contact us

Go to [manitoba.ca/agriculture](http://manitoba.ca/agriculture) and click on Markets and Statistics

Email us at [industryintelligence@gov.mb.ca](mailto:industryintelligence@gov.mb.ca)

Follow us on Twitter @MBGovAg