

MANITOBA MARKETS

Hog Prices



November 7, 2023

[Click here for definitions of how data is collected and calculated.](#)

Exchange rates (Friday close)

1 US \$ = C \$1.3683

1 EURO = C \$1.4669

1 Yen = C \$0.00916

[Data source: Bank of Canada](#)

[Click to view the interactive hog dashboards for current and historical charts.](#)

Manitoba Weighted Average Carcass Prices (including premiums and discounts)

All In Weights C\$/100 kg

Week	Week ending date	2023	2022	Change from Previous Week	Change from Previous Year
41	2023-10-13	225.15	242.90	-4.0%	-7.3%
42	2023-10-20	224.85	248.56	-0.1%	-9.5%
43	2023-10-27	218.17	244.94	-3.0%	-10.9%
44	2023-11-03	217.00	242.66	-0.5%	-10.6%
Four week average		221.29	244.77	-	-9.6%

Source: Manitoba major processors.

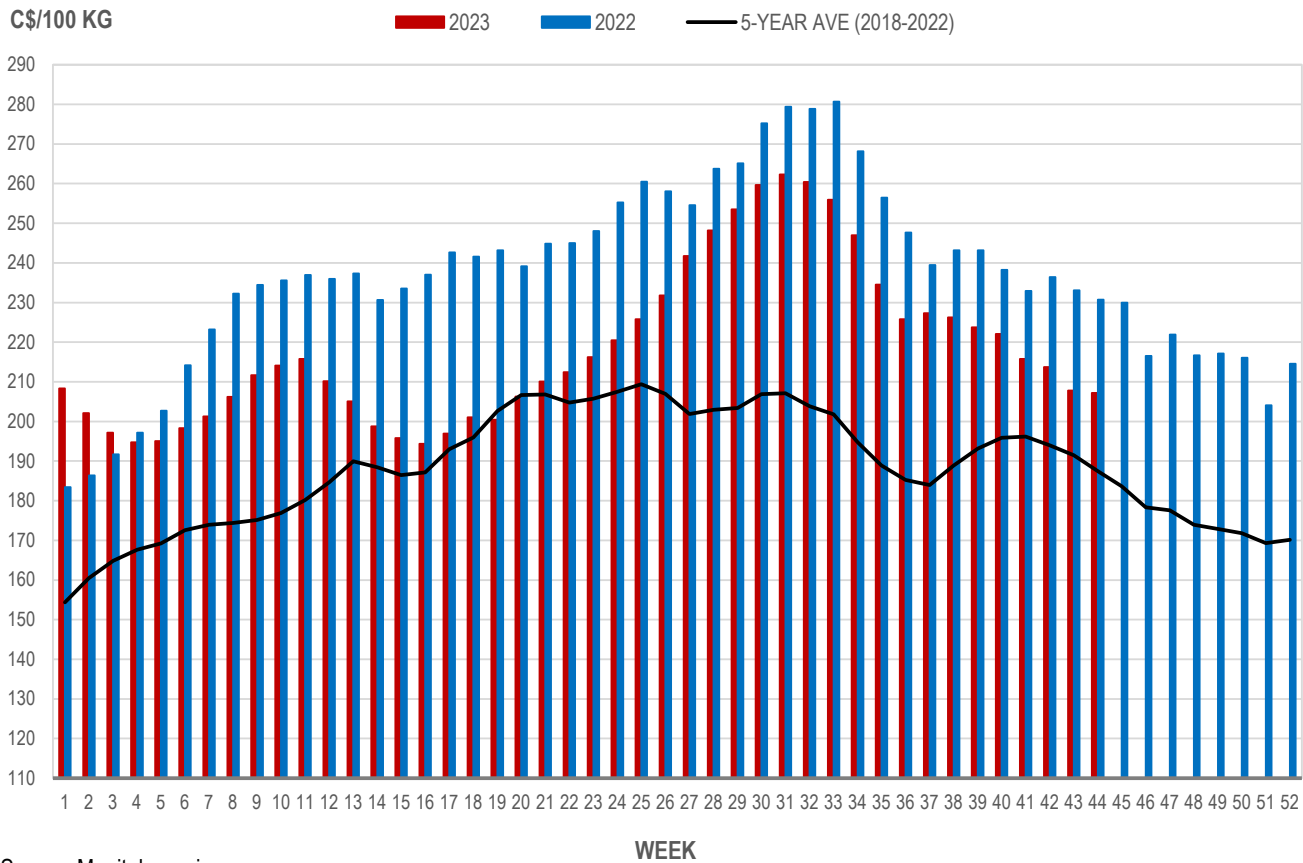


Index 100, C\$/100 kg

Week	Week ending date	2023	2022	Change from Previous Week	Change from Previous Year
41	2023-10-13	215.75	232.93	-2.8%	-7.4%
42	2023-10-20	213.74	236.43	-0.9%	-9.6%
43	2023-10-27	207.78	233.11	-2.8%	-10.9%
44	2023-11-03	207.17	230.76	-0.3%	-10.2%
Four week average		211.11	233.31	-	-9.5%

Source: Manitoba major processors.

MANITOBA WEIGHTED AVERAGE INDEX 100 HOG PRICES WEEKLY



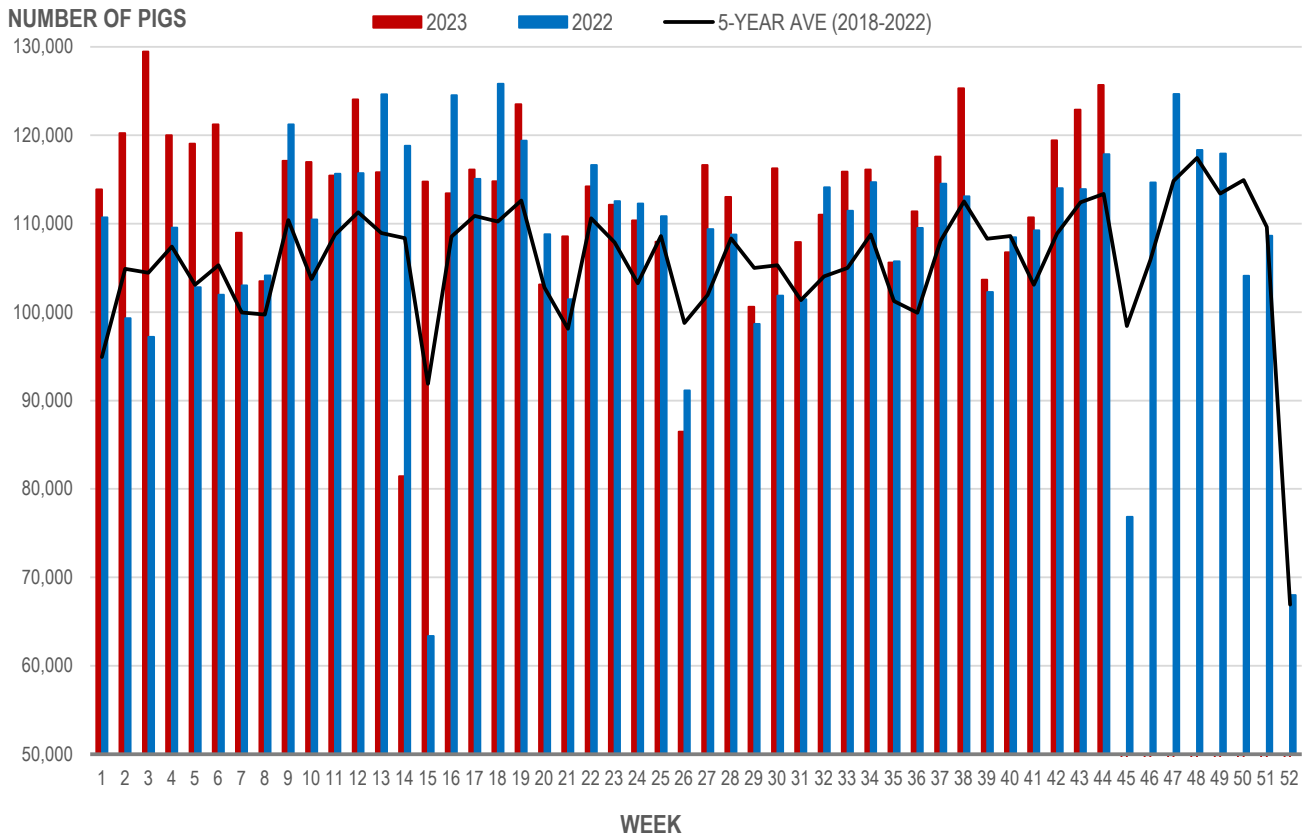
Source: Manitoba major processors

Number of Pigs Processed by Major Processors

Week	Week ending date	2023	2022	Change from Previous Week	Change from Previous Year
41	2023-10-13	110,707	109,245	3.7%	1.3%
42	2023-10-20	119,415	114,027	7.9%	4.7%
43	2023-10-27	122,906	113,927	2.9%	7.9%
44	2023-11-03	125,685	117,862	2.3%	6.6%
Four week average		119,678	113,765	-	5.2%

Source: Manitoba major processors.

NUMBER OF PIGS PROCESSED BY MAJOR PROCESSORS WEEKLY



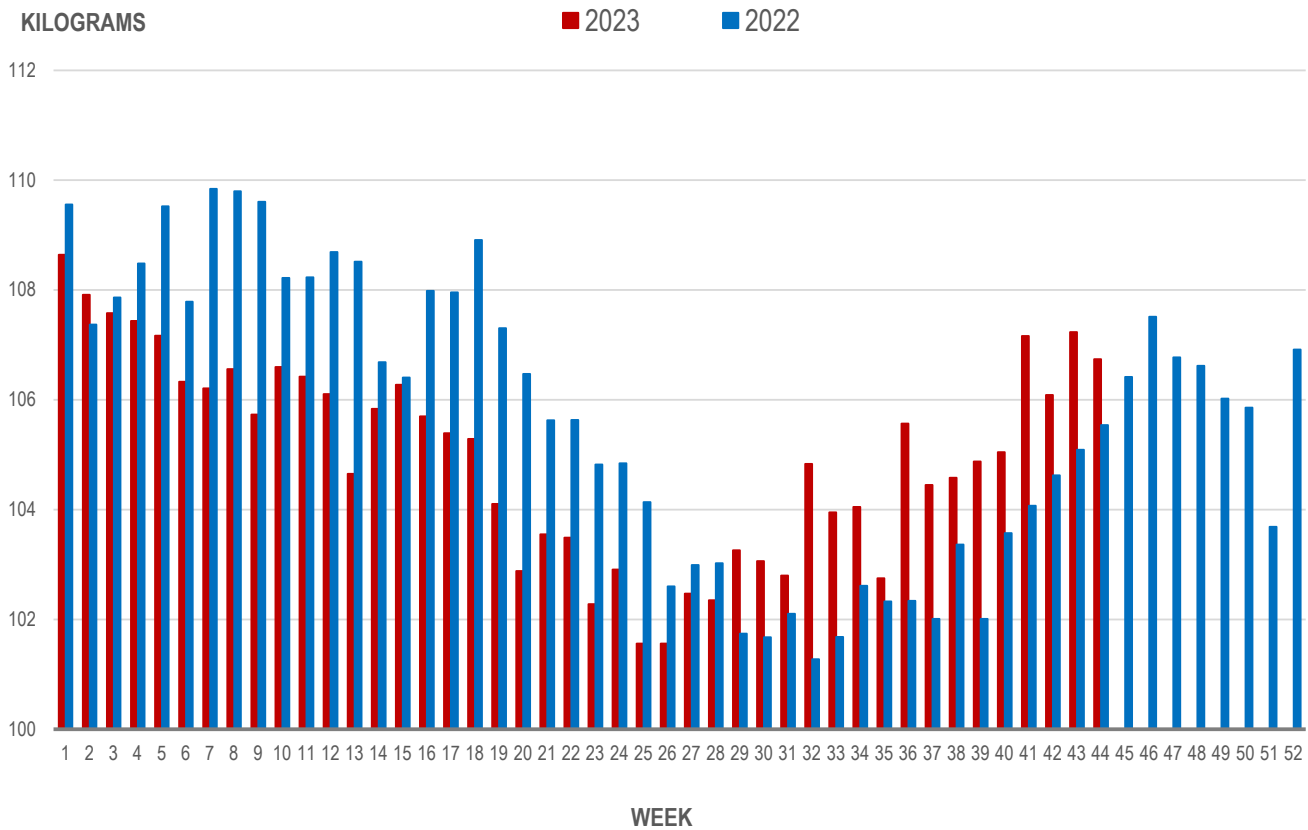
Source: Manitoba major processors

Average Weight of Hogs Processed by Major Processors, Kg

Week	Week ending date	2023	2022	Change from Previous Week	Change from Previous Year
41	2023-10-13	107.16	104.07	2.0%	3.0%
42	2023-10-20	106.09	104.62	-1.0%	1.4%
43	2023-10-27	107.23	105.09	1.1%	2.0%
44	2023-11-03	106.74	105.54	-0.5%	1.1%
Four week average		106.80	104.83	-	1.9%

Source: Manitoba major processors.

AVERAGE WEIGHT OF HOGS PROCESSED BY MAJOR PROCESSORS WEEKLY



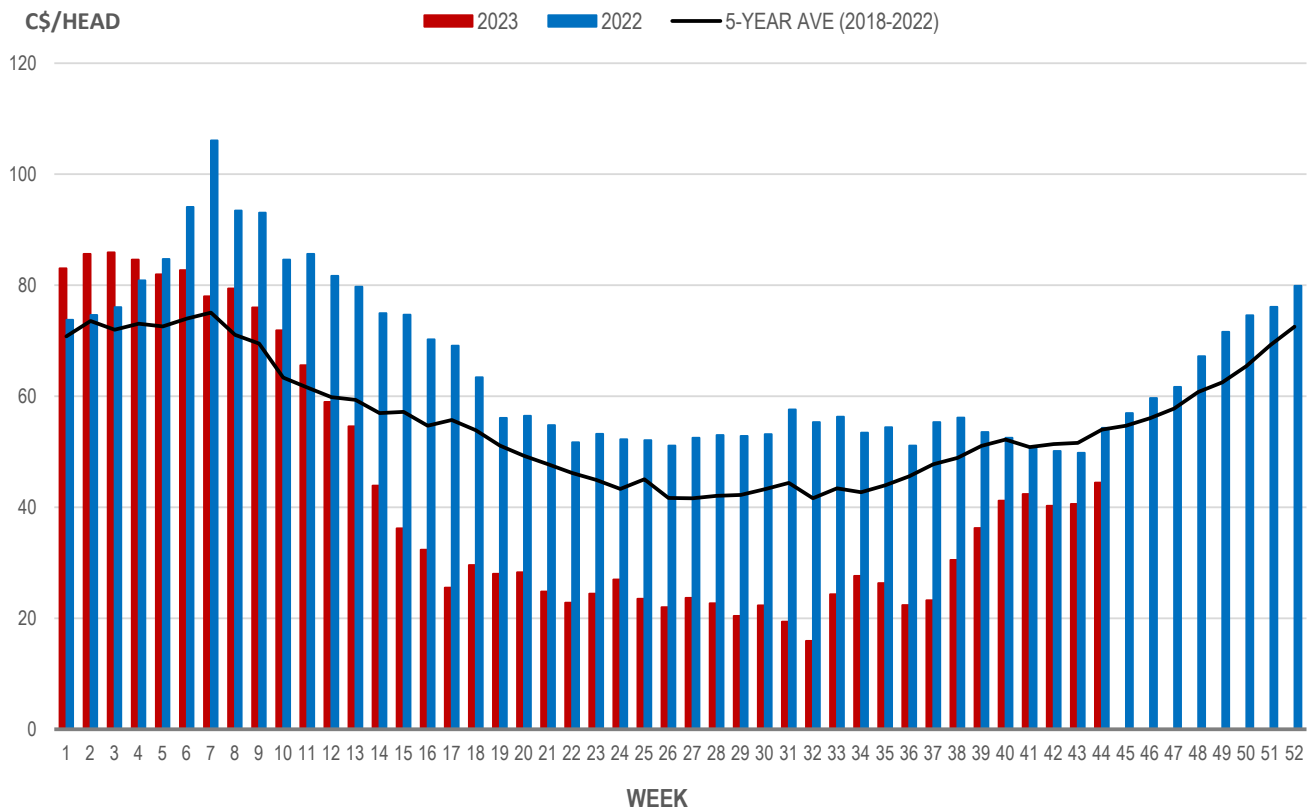
Source: Manitoba major processors

Weaning Pigs (U.S. Total Composite Weighted Average Price per Head)

	Formula and Cash Low, US\$/Head	Formula and Cash High, US\$/Head	Wtd Avg Price, US\$/Head	Wtd Avg Price, C\$/Head
Early Weaned (10-12 lb)	14.00	57.49	32.47	44.43
Feeder Pigs (40 lb)	30.00	41.00	36.88	50.46

Source: USDA, AMS

EARLY WEANED PIGS (U.S. TOTAL COMPOSITE WEIGHTED AVERAGE PRICE PER HEAD) WEEKLY



Source: USDA, AMS

Contact us

Go to manitoba.ca/agriculture and click on Markets and Statistics

Email us at industryintelligence@gov.mb.ca

Follow us on Twitter @MBGovAg