

MANITOBA MARKETS

Hog Prices



January 30, 2024

[Click here for definitions of how data is collected and calculated.](#)

Exchange rates (Friday close)

1 US \$ = C \$1.3449

1 EURO = C \$1.4610

1 Yen = C \$0.00909

[Data source: Bank of Canada](#)

[Click to view the interactive hog dashboards for current and historical charts.](#)

Manitoba Weighted Average Carcass Prices (including premiums and discounts)

All In Weights C\$/100 kg

Week	Week ending date	2024	2023	Change from Previous Week	Change from Previous Year
1	2024-01-05	192.01	217.00	0.7%	-11.5%
2	2024-01-12	195.75	212.43	1.9%	-7.8%
3	2024-01-19	200.95	206.24	2.7%	-2.6%
4	2024-01-26	204.47	204.73	1.8%	-0.1%
Four week average		198.30	210.10	-	-5.6%

Source: Manitoba major processors.

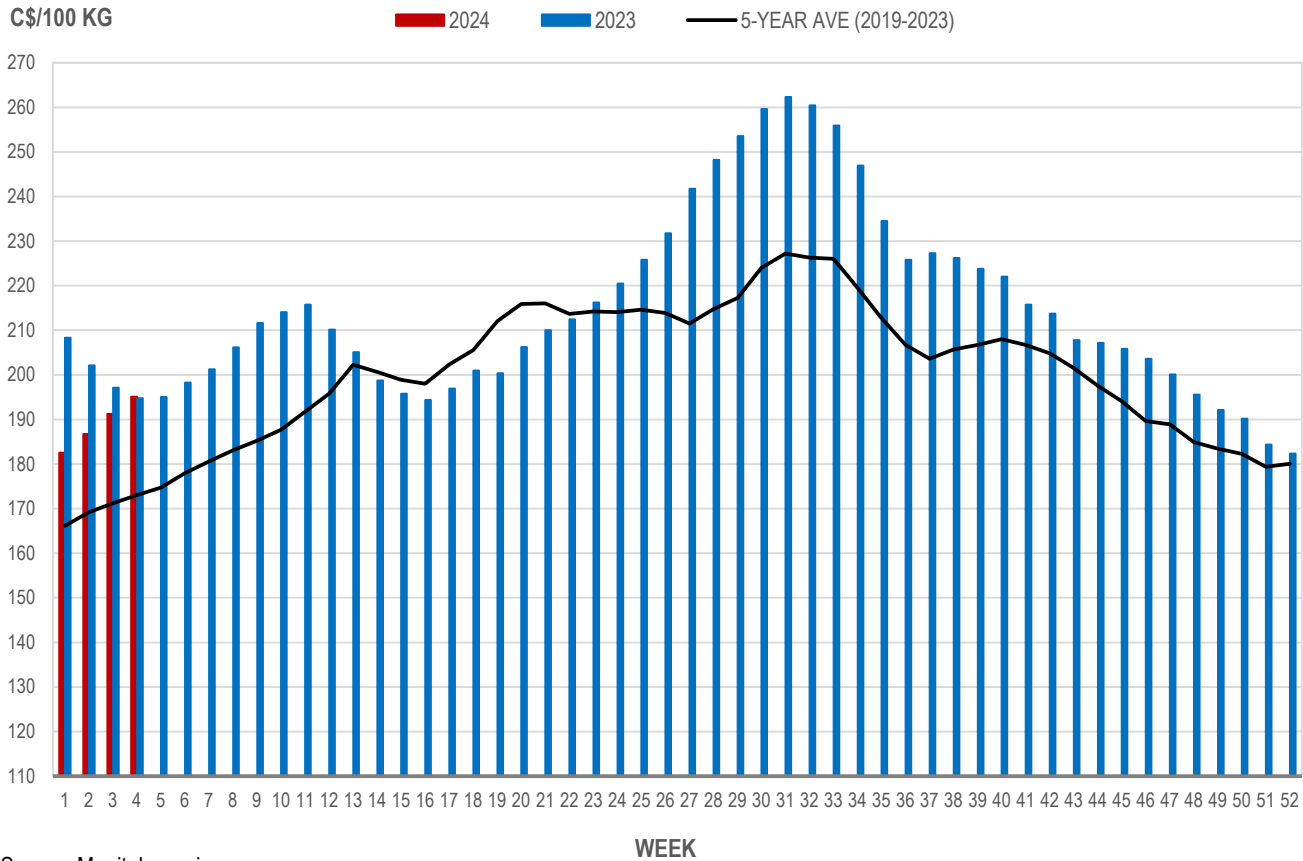


Index 100, C\$/100 kg

Week	Week ending date	2024	2023	Change from Previous Week	Change from Previous Year
1	2024-01-05	182.56	208.33	0.1%	-12.4%
2	2024-01-12	186.75	202.14	2.3%	-7.6%
3	2024-01-19	191.27	197.17	2.4%	-3.0%
4	2024-01-26	195.14	194.77	2.0%	0.2%
Four week average		188.93	200.60	-	-5.8%

Source: Manitoba major processors.

MANITOBA WEIGHTED AVERAGE INDEX 100 HOG PRICES WEEKLY



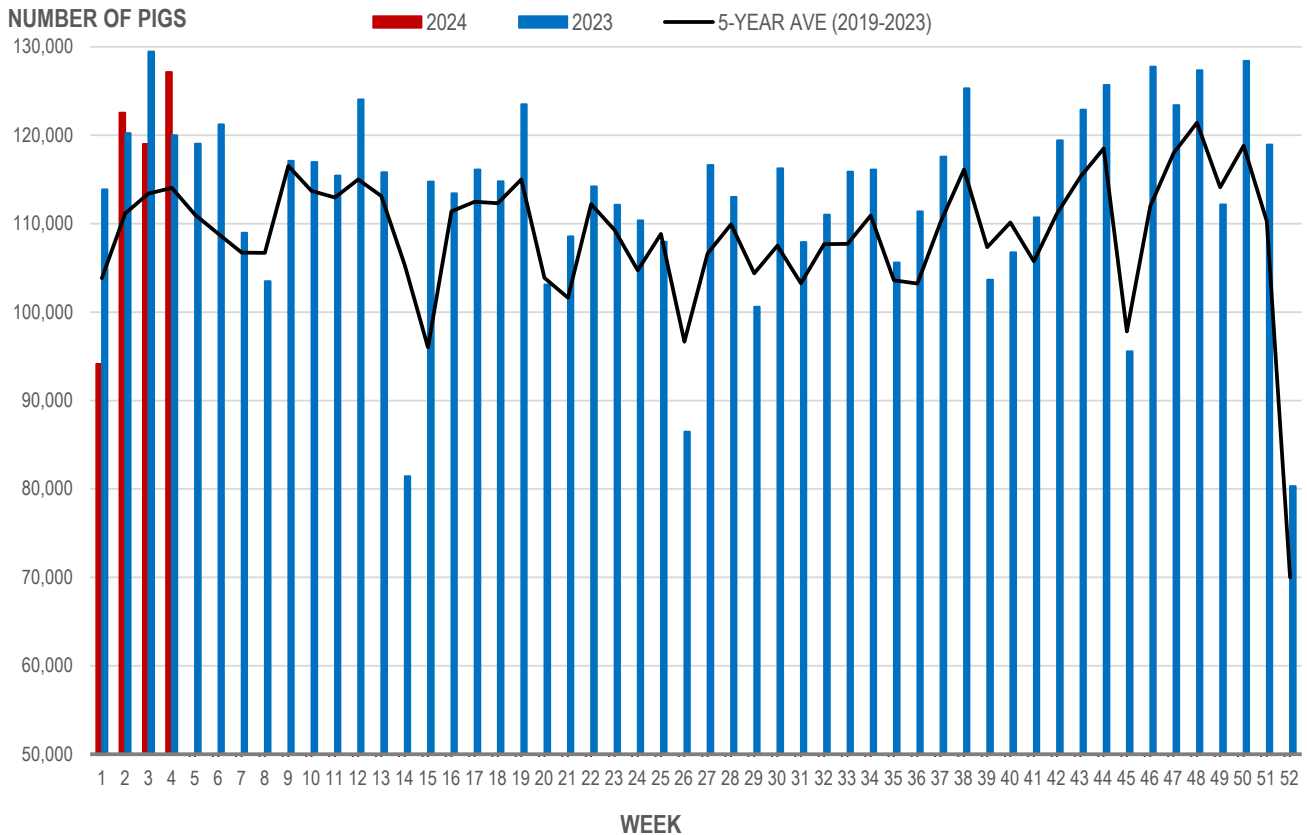
Source: Manitoba major processors

Number of Pigs Processed by Major Processors

Week	Week ending date	2024	2023	Change from Previous Week	Change from Previous Year
1	2024-01-05	94,153	113,896	17.2%	-17.3%
2	2024-01-12	122,562	120,258	30.2%	1.9%
3	2024-01-19	119,025	129,458	-2.9%	-8.1%
4	2024-01-26	127,153	120,015	6.8%	5.9%
Four week average		115,723	120,907	-	-4.3%

Source: Manitoba major processors.

NUMBER OF PIGS PROCESSED BY MAJOR PROCESSORS WEEKLY



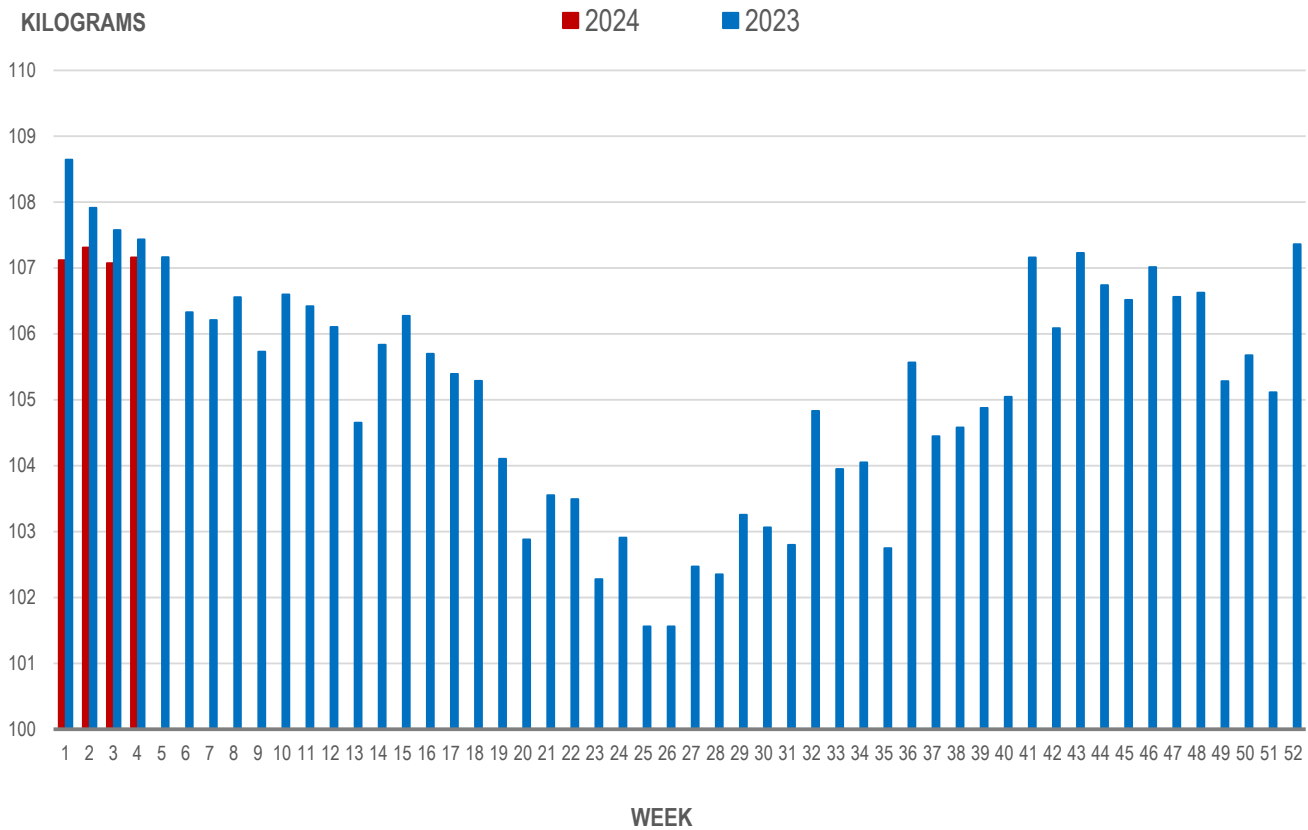
Source: Manitoba major processors

Average Weight of Hogs Processed by Major Processors, Kg

Week	Week ending date	2024	2023	Change from Previous Week	Change from Previous Year
1	2024-01-05	107.12	108.64	-0.2%	-1.4%
2	2024-01-12	107.31	107.91	0.2%	-0.6%
3	2024-01-19	107.07	107.58	-0.2%	-0.5%
4	2024-01-26	107.16	107.44	0.1%	-0.3%
Four week average		107.17	107.89	-	-0.7%

Source: Manitoba major processors.

AVERAGE WEIGHT OF HOGS PROCESSED BY MAJOR PROCESSORS WEEKLY



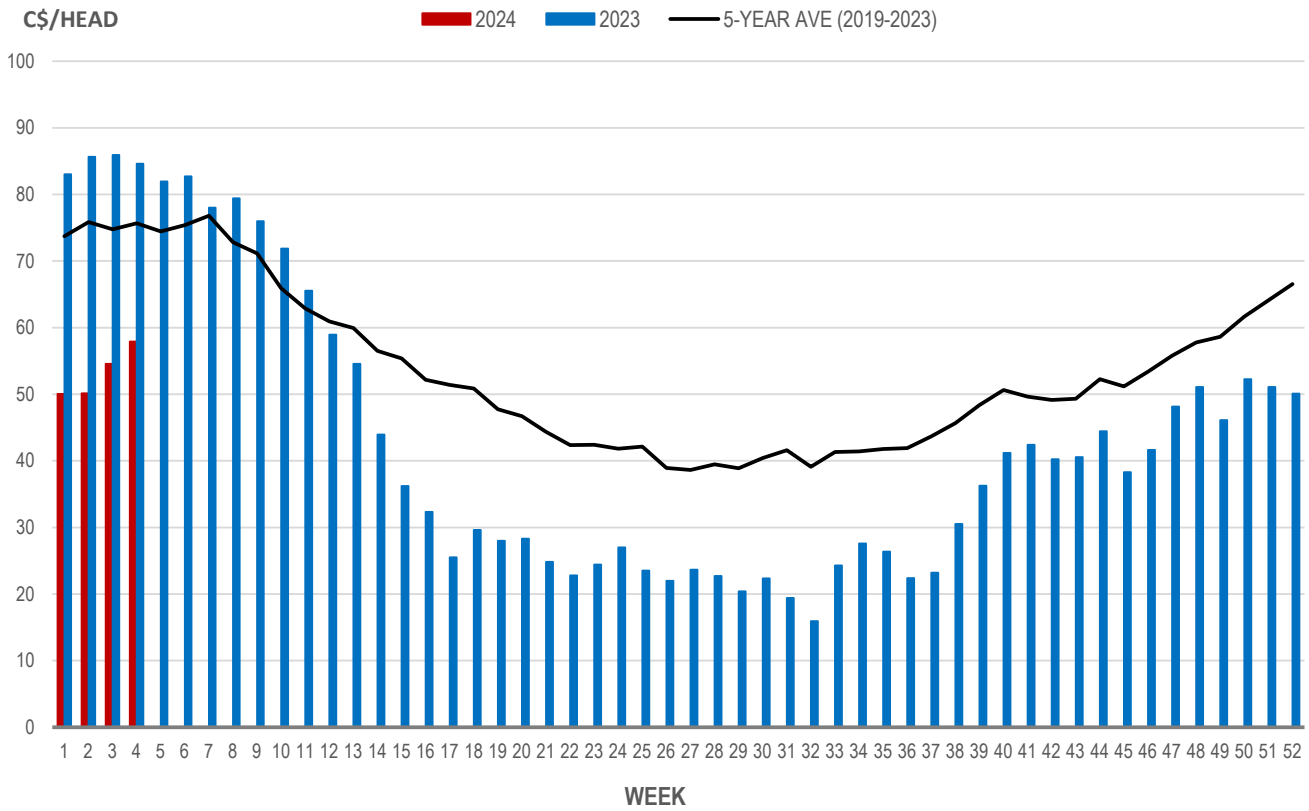
Source: Manitoba major processors

Weaning Pigs (U.S. Total Composite Weighted Average Price per Head)

	Formula and Cash Low, US\$/Head	Formula and Cash High, US\$/Head	Wtd Avg Price, US\$/Head	Wtd Avg Price, C\$/Head
Early Weaned (10-12 lb)	20.00	66.14	43.06	57.91
Feeder Pigs (40 lb)	44.00	52.00	47.85	64.35

Source: USDA, AMS

EARLY WEANED PIGS (U.S. TOTAL COMPOSITE WEIGHTED AVERAGE PRICE PER HEAD) WEEKLY



Source: USDA, AMS

Contact us

Go to manitoba.ca/agriculture and click on Markets and Statistics

Email us at industryintelligence@gov.mb.ca

Follow us on Twitter @MBGovAg