

MANITOBA MARKETS

Hog Prices



February 13, 2024

[Click here for definitions of how data is collected and calculated.](#)

Exchange rates (Friday close)

1 US \$ = C \$1.3458

1 EURO = C \$1.4512

1 Yen = C \$0.00901

[Data source: Bank of Canada](#)

[Click to view the interactive hog dashboards for current and historical charts.](#)

Manitoba Weighted Average Carcass Prices (including premiums and discounts)

All In Weights C\$/100 kg

Week	Week ending date	2024	2023	Change from Previous Week	Change from Previous Year
3	2024-01-19	200.95	206.24	2.7%	-2.6%
4	2024-01-26	204.47	204.73	1.8%	-0.1%
5	2024-02-02	204.34	205.10	-0.1%	-0.4%
6	2024-02-09	207.08	208.40	1.3%	-0.6%
Four week average		204.21	206.12	-	-0.9%

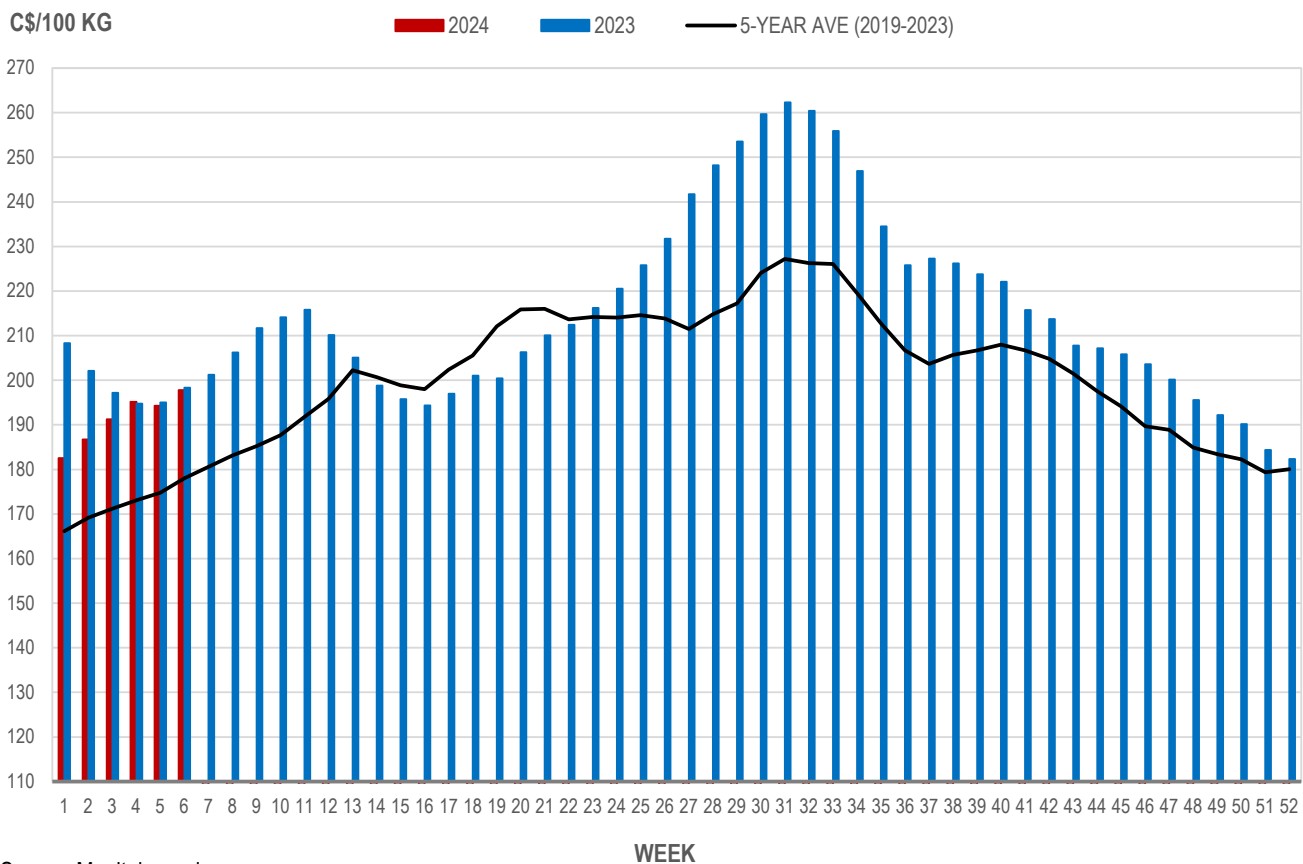
Source: Manitoba major processors.

Index 100, C\$/100 kg

Week	Week ending date	2024	2023	Change from Previous Week	Change from Previous Year
3	2024-01-19	191.27	197.17	2.4%	-3.0%
4	2024-01-26	195.14	194.77	2.0%	0.2%
5	2024-02-02	194.26	195.03	-0.5%	-0.4%
6	2024-02-09	197.81	198.30	1.8%	-0.2%
Four week average		194.62	196.32	-	-0.9%

Source: Manitoba major processors.

MANITOBA WEIGHTED AVERAGE INDEX 100 HOG PRICES WEEKLY



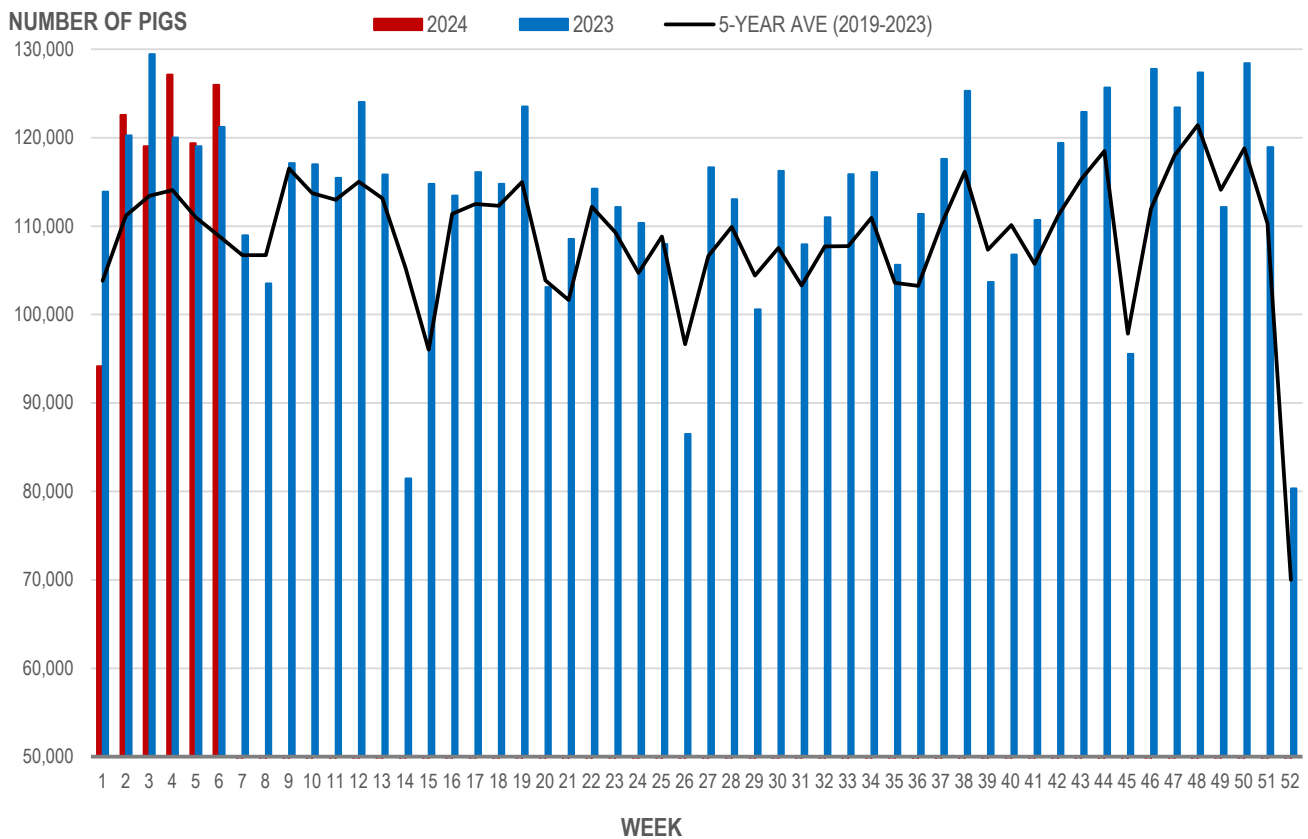
Source: Manitoba major processors

Number of Pigs Processed by Major Processors

Week	Week ending date	2024	2023	Change from Previous Week	Change from Previous Year
3	2024-01-19	119,025	129,458	-2.9%	-8.1%
4	2024-01-26	127,153	120,015	6.8%	5.9%
5	2024-02-02	119,388	119,042	-6.1%	0.3%
6	2024-02-09	125,964	121,230	5.5%	3.9%
Four week average		122,883	122,436	-	0.4%

Source: Manitoba major processors.

NUMBER OF PIGS PROCESSED BY MAJOR PROCESSORS WEEKLY



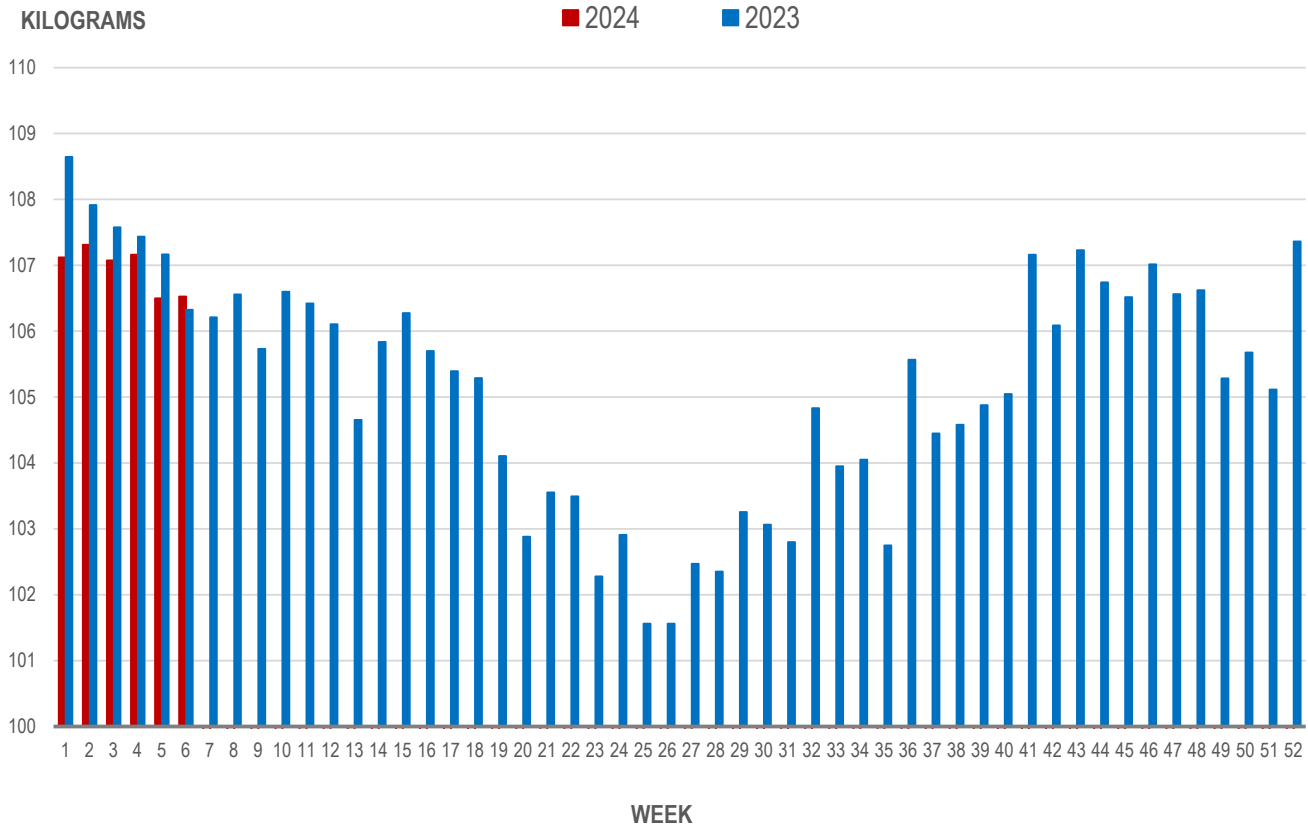
Source: Manitoba major processors

Average Weight of Hogs Processed by Major Processors, Kg

Week	Week ending date	2024	2023	Change from Previous Week	Change from Previous Year
3	2024-01-19	107.07	107.58	-0.2%	-0.5%
4	2024-01-26	107.16	107.44	0.1%	-0.3%
5	2024-02-02	106.50	107.17	-0.6%	-0.6%
6	2024-02-09	106.52	106.33	0.0%	0.2%
Four week average		106.81	107.13	-	-0.3%

Source: Manitoba major processors.

AVERAGE WEIGHT OF HOGS PROCESSED BY MAJOR PROCESSORS WEEKLY



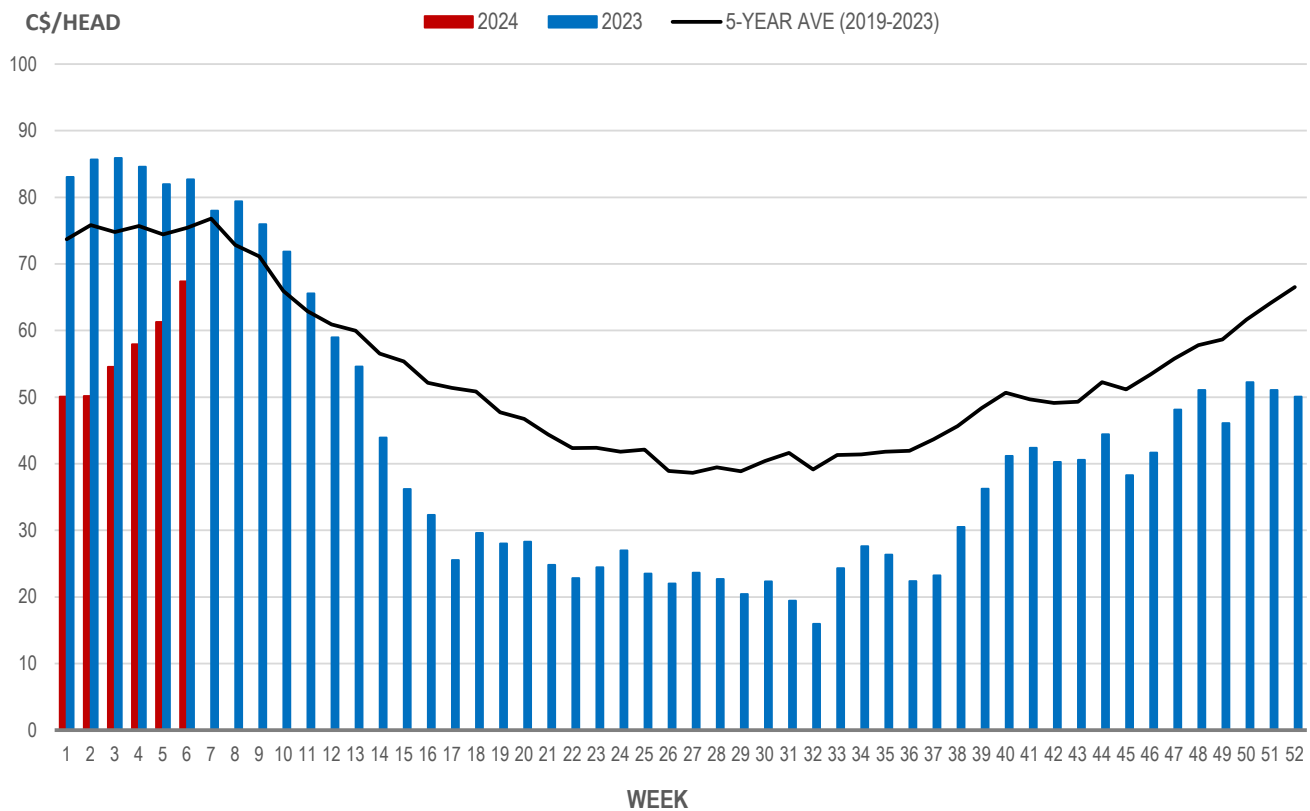
Source: Manitoba major processors

Weaning Pigs (U.S. Total Composite Weighted Average Price per Head)

	Formula and Cash Low, US\$/Head	Formula and Cash High, US\$/Head	Wtd Avg Price, US\$/Head	Wtd Avg Price, C\$/Head
Early Weaned (10-12 lb)	33.00	67.39	50.05	67.36
Feeder Pigs (40 lb)	56.00	75.00	67.47	90.80

Source: USDA, AMS

EARLY WEANED PIGS (U.S. TOTAL COMPOSITE WEIGHTED AVERAGE PRICE PER HEAD) WEEKLY



Source: USDA, AMS

Contact us

Go to manitoba.ca/agriculture and click on Markets and Statistics

Email us at industryintelligence@gov.mb.ca

Follow us on Twitter @MBGovAg