

MANITOBA MARKETS

Hog Prices



February 27, 2024

[Click here for definitions of how data is collected and calculated.](#)

Exchange rates (Friday close)

1 US \$ = C \$1.3494

1 EURO = C \$1.4607

1 Yen = C \$0.00897

[Data source: Bank of Canada](#)

[Click to view the interactive hog dashboards for current and historical charts.](#)

Manitoba Weighted Average Carcass Prices (including premiums and discounts)

All In Weights C\$/100 kg

Week	Week ending date	2024	2023	Change from Previous Week	Change from Previous Year
5	2024-02-02	204.34	205.10	-0.1%	-0.4%
6	2024-02-09	207.08	208.40	1.3%	-0.6%
7	2024-02-16	208.23	212.61	0.6%	-2.1%
8	2024-02-23	216.35	216.21	3.9%	0.1%
Four week average		209.00	210.58	-	-0.8%

Source: Manitoba major processors.

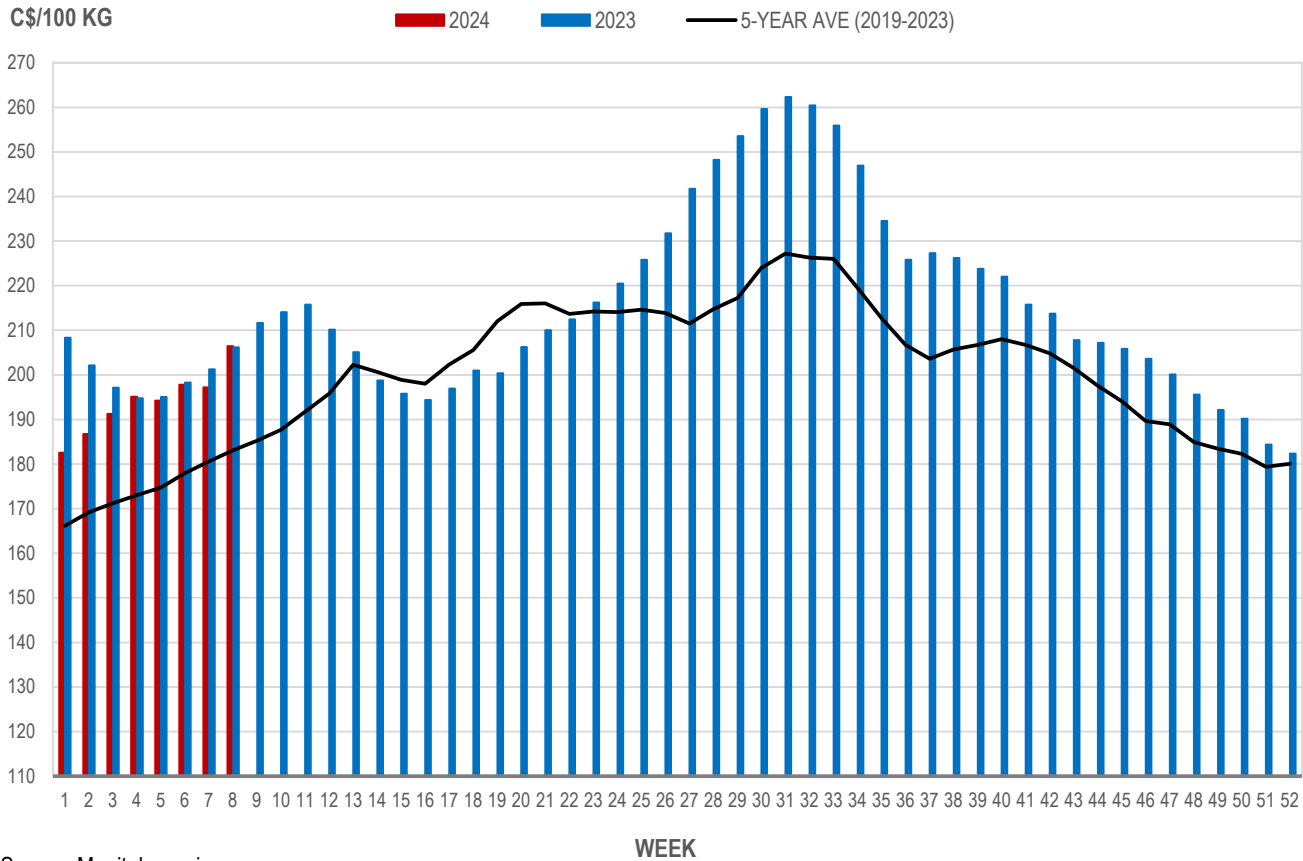


Index 100, C\$/100 kg

Week	Week ending date	2024	2023	Change from Previous Week	Change from Previous Year
5	2024-02-02	194.26	195.03	-0.5%	-0.4%
6	2024-02-09	197.81	198.30	1.8%	-0.2%
7	2024-02-16	197.23	201.27	-0.3%	-2.0%
8	2024-02-23	206.46	206.21	4.7%	0.1%
Four week average		198.94	200.20	-	-0.6%

Source: Manitoba major processors.

MANITOBA WEIGHTED AVERAGE INDEX 100 HOG PRICES WEEKLY



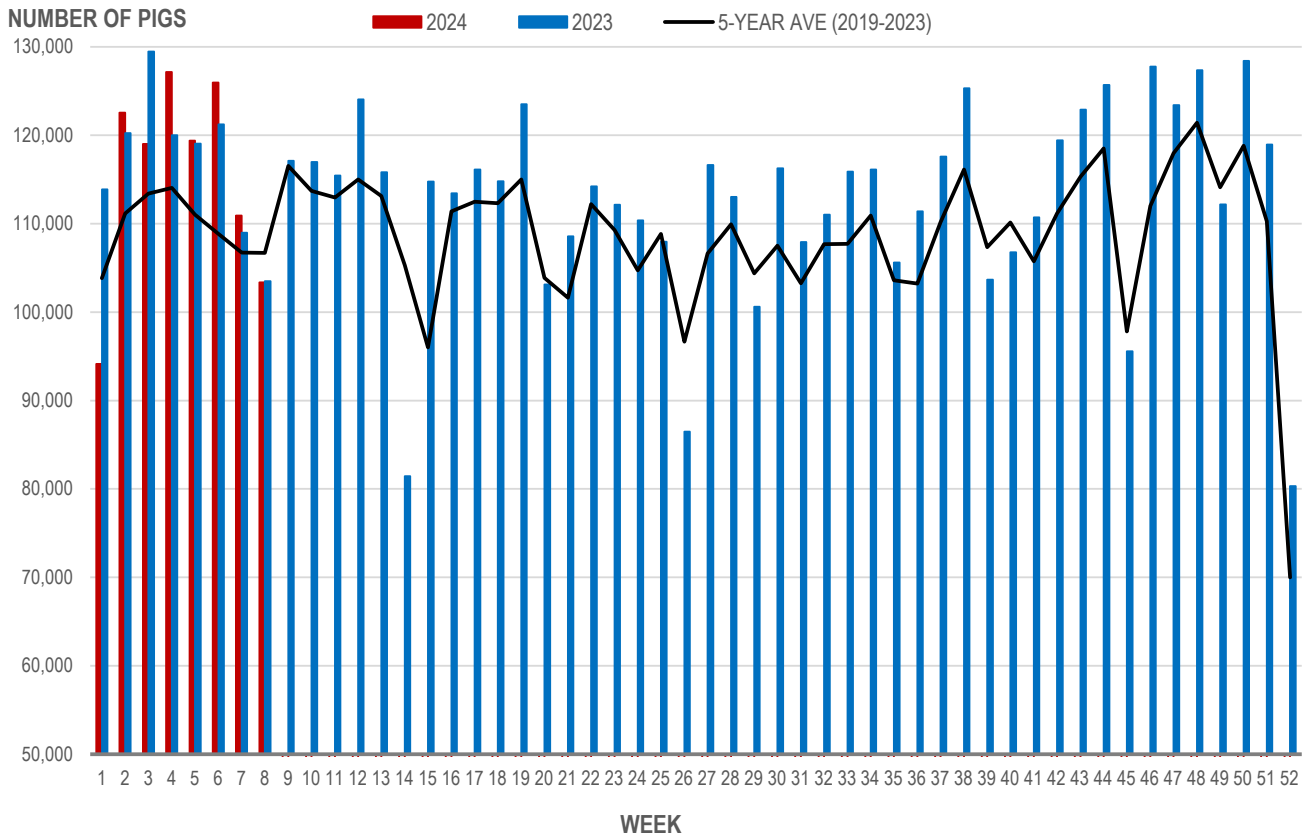
Source: Manitoba major processors

Number of Pigs Processed by Major Processors

Week	Week ending date	2024	2023	Change from Previous Week	Change from Previous Year
5	2024-02-02	119,388	119,042	-6.1%	0.3%
6	2024-02-09	125,964	121,230	5.5%	3.9%
7	2024-02-16	110,924	108,963	-11.9%	1.8%
8	2024-02-23	103,375	103,505	-6.8%	-0.1%
Four week average		114,913	113,185	-	1.5%

Source: Manitoba major processors.

NUMBER OF PIGS PROCESSED BY MAJOR PROCESSORS WEEKLY



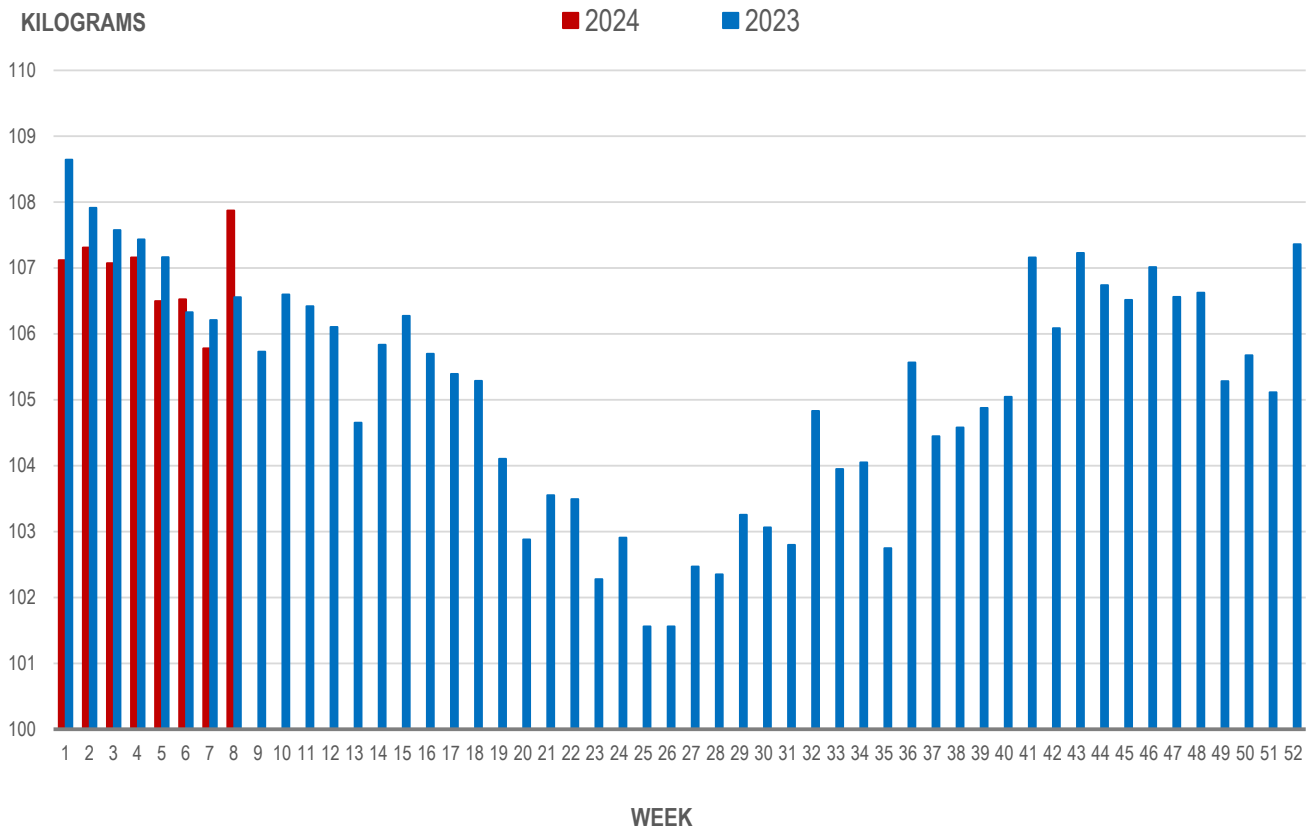
Source: Manitoba major processors

Average Weight of Hogs Processed by Major Processors, Kg

Week	Week ending date	2024	2023	Change from Previous Week	Change from Previous Year
5	2024-02-02	106.50	107.17	-0.6%	-0.6%
6	2024-02-09	106.52	106.33	0.0%	0.2%
7	2024-02-16	105.78	106.21	-0.7%	-0.4%
8	2024-02-23	107.87	106.56	2.0%	1.2%
Four week average		106.67	106.57	-	0.1%

Source: Manitoba major processors.

AVERAGE WEIGHT OF HOGS PROCESSED BY MAJOR PROCESSORS WEEKLY



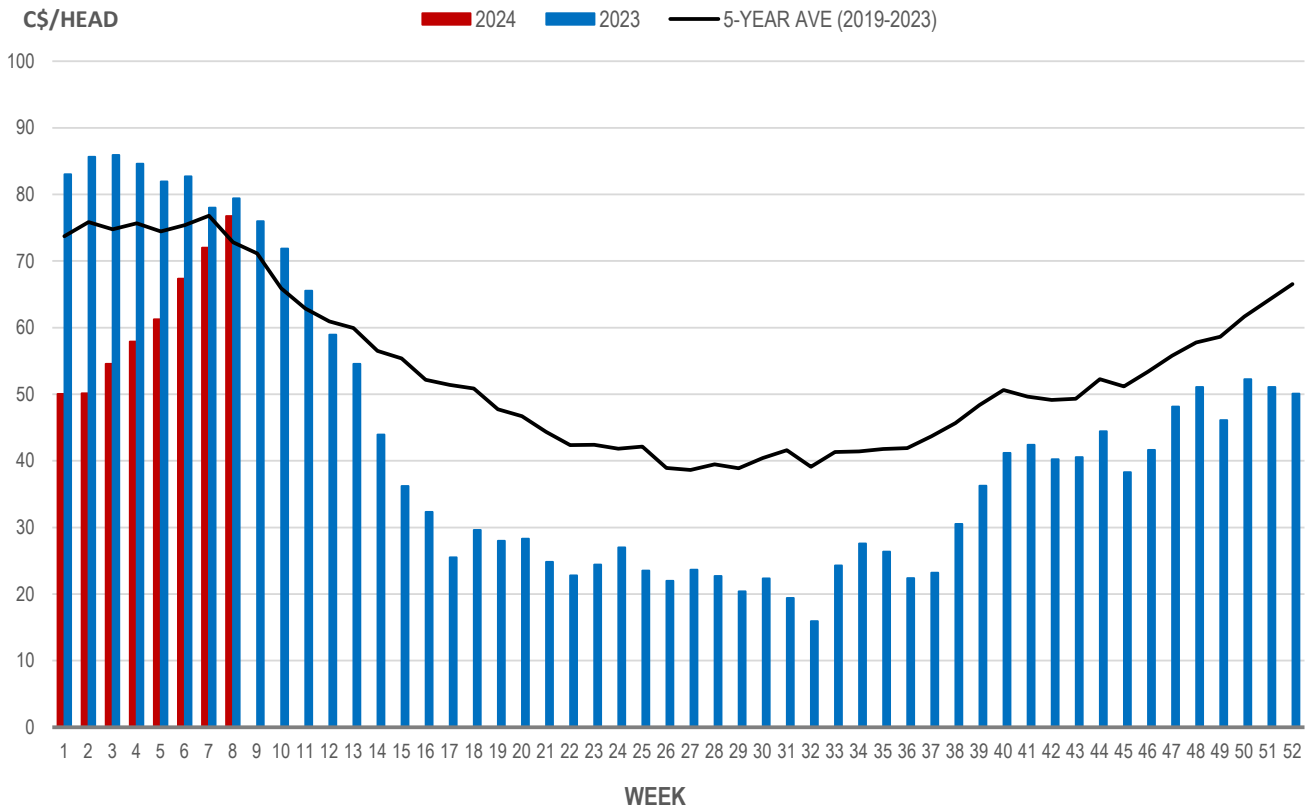
Source: Manitoba major processors

Weaning Pigs (U.S. Total Composite Weighted Average Price per Head)

	Formula and Cash Low, US\$/Head	Formula and Cash High, US\$/Head	Wtd Avg Price, US\$/Head	Wtd Avg Price, C\$/Head
Early Weaned (10-12 lb)	40.00	70.28	56.87	76.74
Feeder Pigs (40 lb)	65.00	84.00	78.23	105.56

Source: USDA, AMS

EARLY WEANED PIGS (U.S. TOTAL COMPOSITE WEIGHTED AVERAGE PRICE PER HEAD) WEEKLY



Source: USDA, AMS

Contact us

Go to manitoba.ca/agriculture and click on Markets and Statistics

Email us at industryintelligence@gov.mb.ca

Follow us on Twitter @MBGovAg