

MANITOBA MARKETS

Hog Prices



June 4, 2024

[Click here for definitions of how data is collected and calculated.](#)

Exchange rates (Friday close)

1 US \$ = C \$1.3637

1 EURO = C \$1.4802

1 Yen = C \$0.00868

[Data source: Bank of Canada](#)

[Click to view the interactive hog dashboards for current and historical charts.](#)

Manitoba Weighted Average Carcass Prices (including premiums and discounts)

All In Weights C\$/100 kg

Week	Week ending date	2024	2023	Change from Previous Week	Change from Previous Year
19	2024-05-10	249.06	209.64	0.6%	18.8%
20	2024-05-17	251.16	217.25	0.8%	15.6%
21	2024-05-24	242.48	218.57	-3.5%	10.9%
22	2024-05-31	249.97	223.04	3.1%	12.1%
Four week average		248.17	217.12	-	14.3%

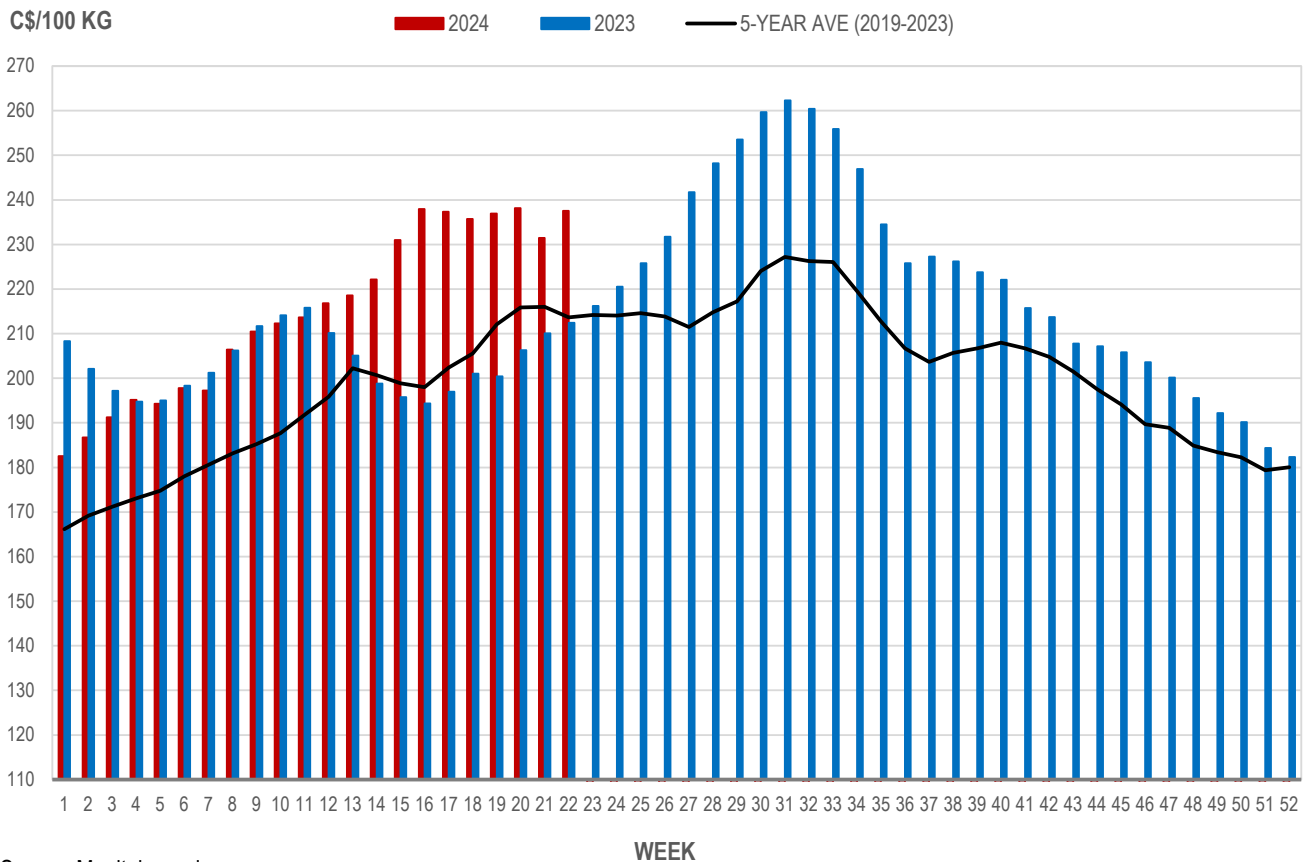
Source: Manitoba major processors.

Index 100, C\$/100 kg

Week	Week ending date	2024	2023	Change from Previous Week	Change from Previous Year
19	2024-05-10	236.94	200.41	0.5%	18.2%
20	2024-05-17	238.12	206.27	0.5%	15.4%
21	2024-05-24	231.47	210.05	-2.8%	10.2%
22	2024-05-31	237.52	212.43	2.6%	11.8%
Four week average		236.01	207.29	-	13.9%

Source: Manitoba major processors.

MANITOBA WEIGHTED AVERAGE INDEX 100 HOG PRICES WEEKLY



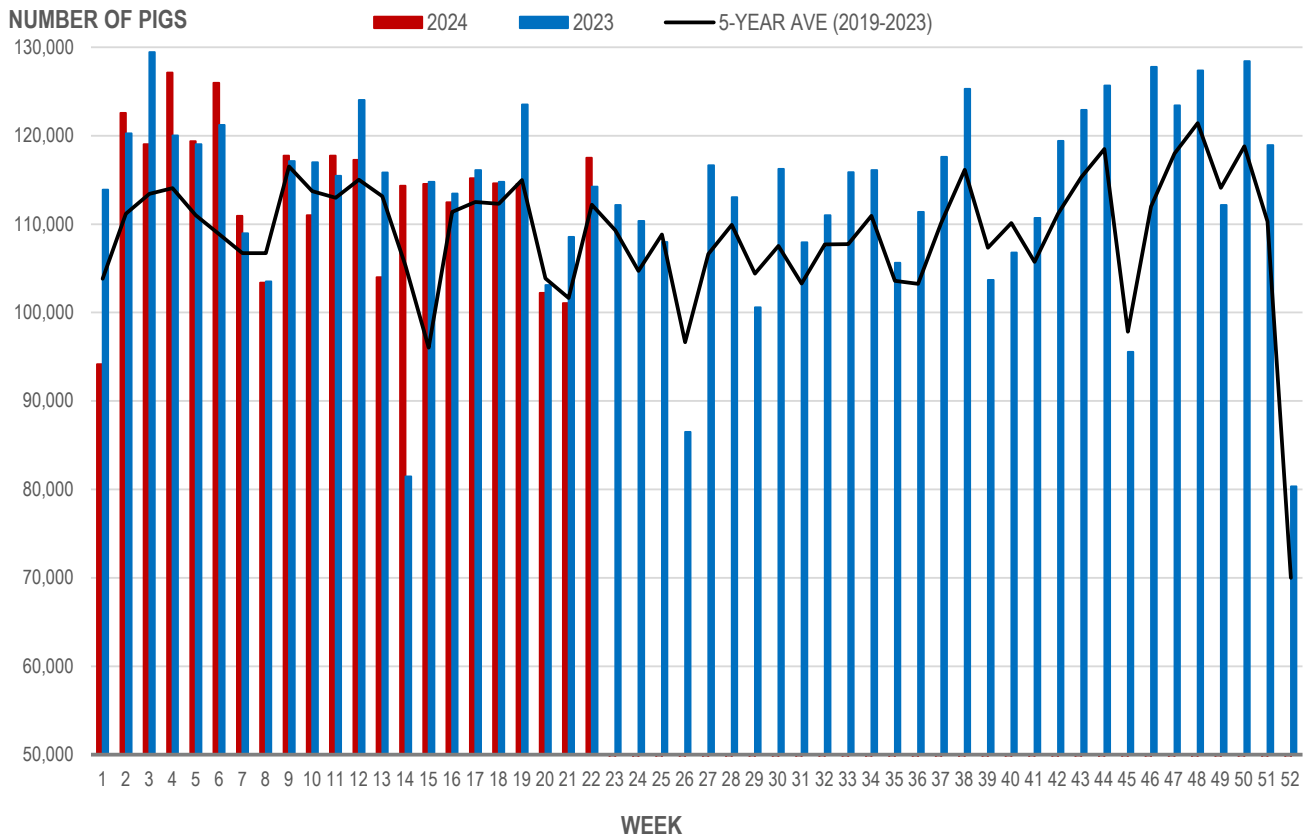
Source: Manitoba major processors

Number of Pigs Processed by Major Processors

Week	Week ending date	2024	2023	Change from Previous Week	Change from Previous Year
19	2024-05-10	114,537	123,524	-0.1%	-7.3%
20	2024-05-17	102,228	103,123	-10.7%	-0.9%
21	2024-05-24	101,075	108,566	-1.1%	-6.9%
22	2024-05-31	117,497	114,224	16.2%	2.9%
Four week average		108,834	112,359	-	-3.1%

Source: Manitoba major processors.

NUMBER OF PIGS PROCESSED BY MAJOR PROCESSORS WEEKLY



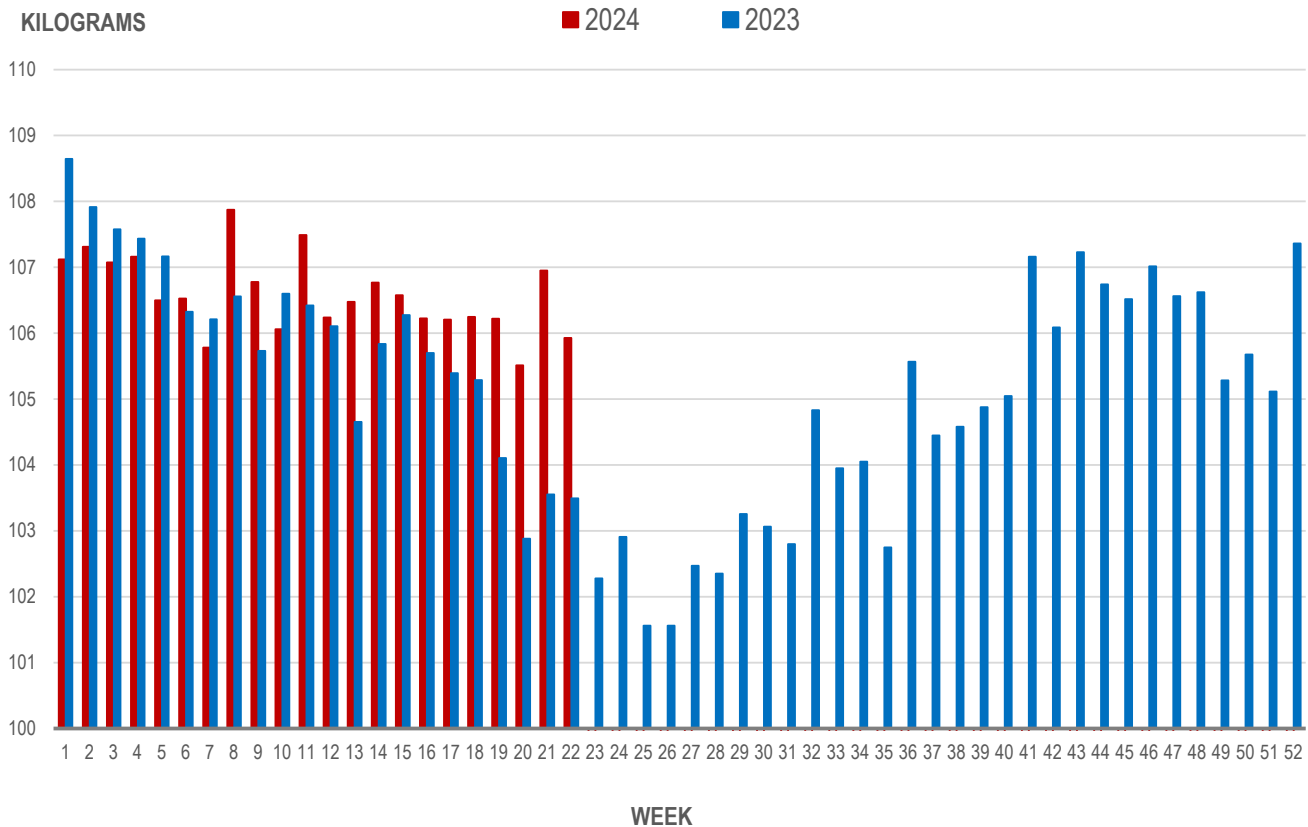
Source: Manitoba major processors

Average Weight of Hogs Processed by Major Processors, Kg

Week	Week ending date	2024	2023	Change from Previous Week	Change from Previous Year
19	2024-05-10	106.22	104.10	0.0%	2.0%
20	2024-05-17	105.51	102.88	-0.7%	2.6%
21	2024-05-24	106.95	103.55	1.4%	3.3%
22	2024-05-31	105.93	103.49	-1.0%	2.4%
Four week average		106.15	103.51	-	2.6%

Source: Manitoba major processors.

AVERAGE WEIGHT OF HOGS PROCESSED BY MAJOR PROCESSORS WEEKLY



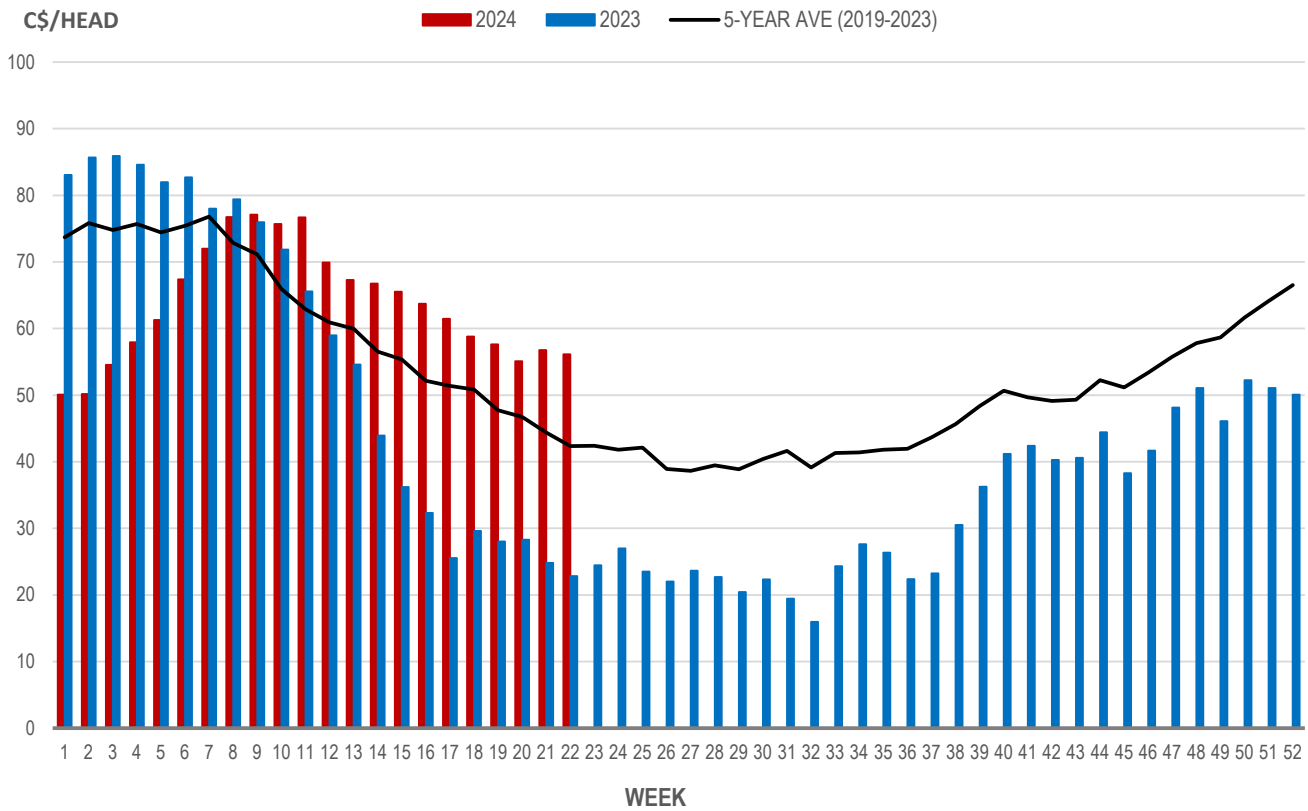
Source: Manitoba major processors

Weaning Pigs (U.S. Total Composite Weighted Average Price per Head)

	Formula and Cash Low, US\$/Head	Formula and Cash High, US\$/Head	Wtd Avg Price, US\$/Head	Wtd Avg Price, C\$/Head
Early Weaned (10-12 lb)	25.00	54.88	41.15	56.12
Feeder Pigs (40 lb)	56.00	69.00	61.00	83.19

Source: USDA, AMS

EARLY WEANED PIGS (U.S. TOTAL COMPOSITE WEIGHTED AVERAGE PRICE PER HEAD) WEEKLY



Source: USDA, AMS

Contact us

- www.manitoba.ca/agriculture/markets-and-statistics/
- Email us at industryintelligence@gov.mb.ca
- Follow us on X @MBGovAg

