

MANITOBA MARKETS

Hog Prices



October 8, 2024

[Click here for definitions of how data is collected and calculated.](#)

Exchange rates (Friday close)

1 US \$ = C \$1.3577

1 EURO = C \$1.4895

1 Yen = C \$0.00914

[Data source: Bank of Canada](#)

[Click to view the interactive hog dashboards for current and historical charts.](#)

Manitoba Weighted Average Carcass Prices (including premiums and discounts)

All In Weights C\$/100 kg

Week	Week ending date	2024	2023	Change from Previous Week	Change from Previous Year
37	2024-09-13	234.72	238.92	0.4%	-1.8%
38	2024-09-20	232.36	237.03	-1.0%	-2.0%
39	2024-09-27	230.10	234.30	-1.0%	-1.8%
40	2024-10-04	230.99	234.51	0.4%	-1.5%
Four week average		232.04	236.19	-	-1.8%

Source: Manitoba major processors.

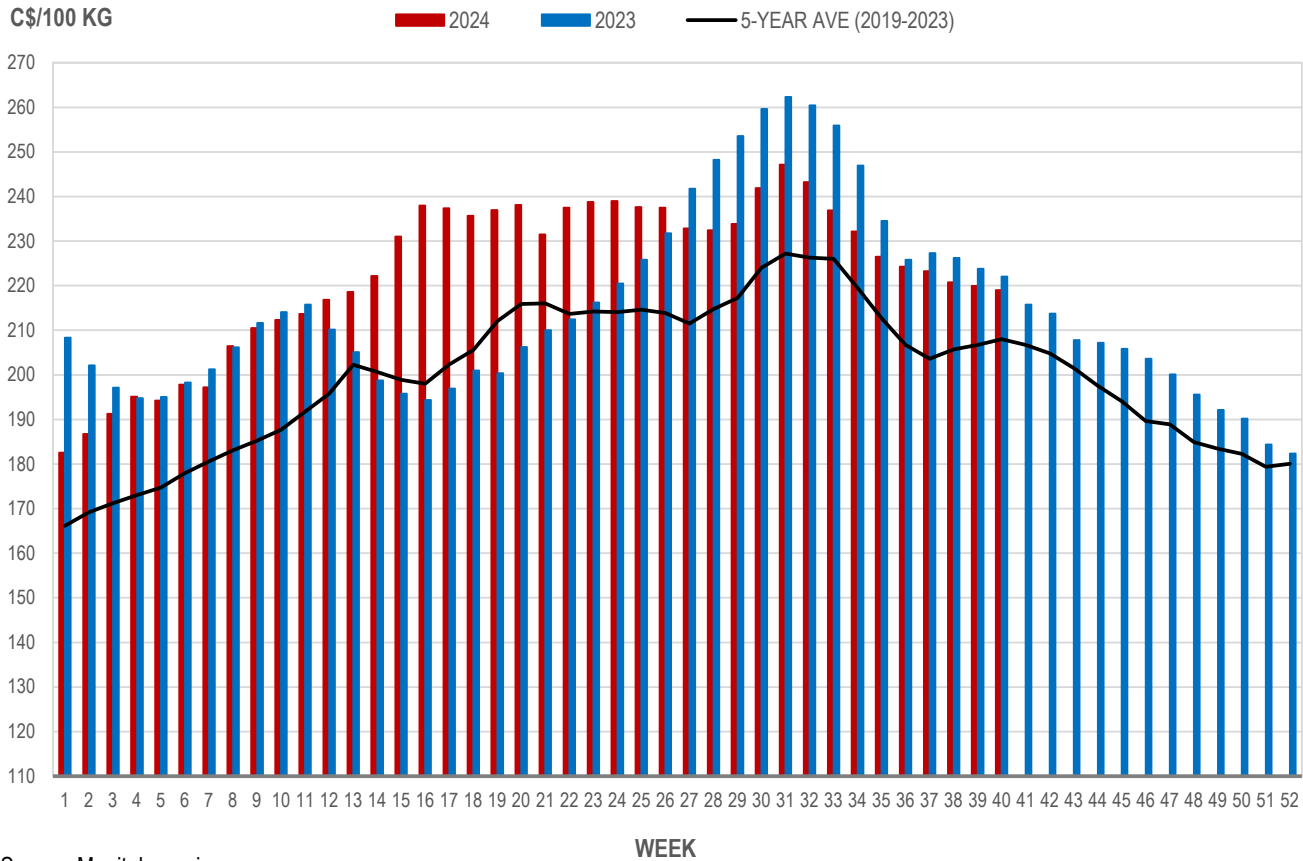


Index 100, C\$/100 kg

Week	Week ending date	2024	2023	Change from Previous Week	Change from Previous Year
37	2024-09-13	223.26	227.32	-0.4%	-1.8%
38	2024-09-20	220.74	226.23	-1.1%	-2.4%
39	2024-09-27	219.94	223.76	-0.4%	-1.7%
40	2024-10-04	219.02	222.07	-0.4%	-1.4%
Four week average		220.74	224.85	-	-1.8%

Source: Manitoba major processors.

MANITOBA WEIGHTED AVERAGE INDEX 100 HOG PRICES WEEKLY



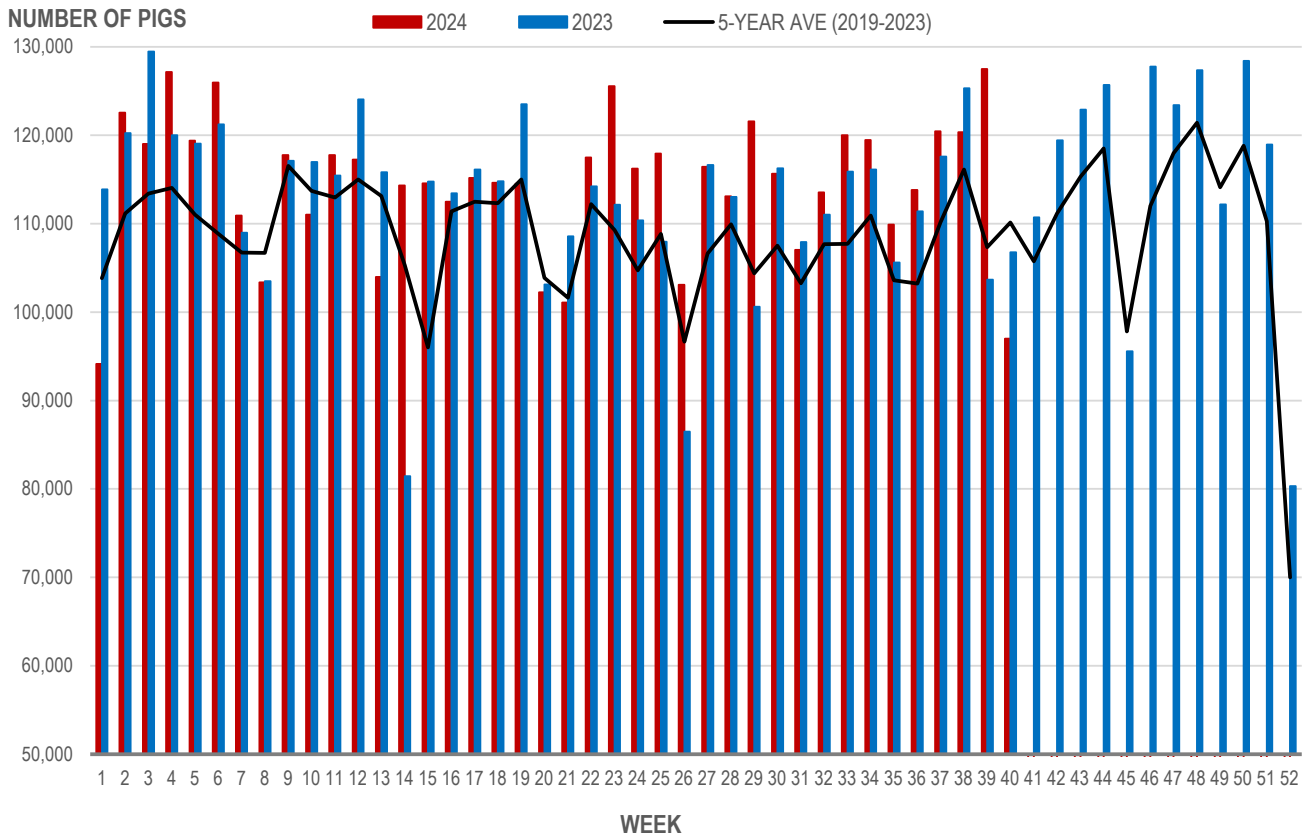
Source: Manitoba major processors

Number of Pigs Processed by Major Processors

Week	Week ending date	2024	2023	Change from Previous Week	Change from Previous Year
37	2024-09-13	120,441	117,603	5.8%	2.4%
38	2024-09-20	120,354	125,299	-0.1%	-3.9%
39	2024-09-27	127,498	103,680	5.9%	23.0%
40	2024-10-04	97,012	106,770	-23.9%	-9.1%
Four week average		116,326	113,338	-	2.6%

Source: Manitoba major processors.

NUMBER OF PIGS PROCESSED BY MAJOR PROCESSORS WEEKLY



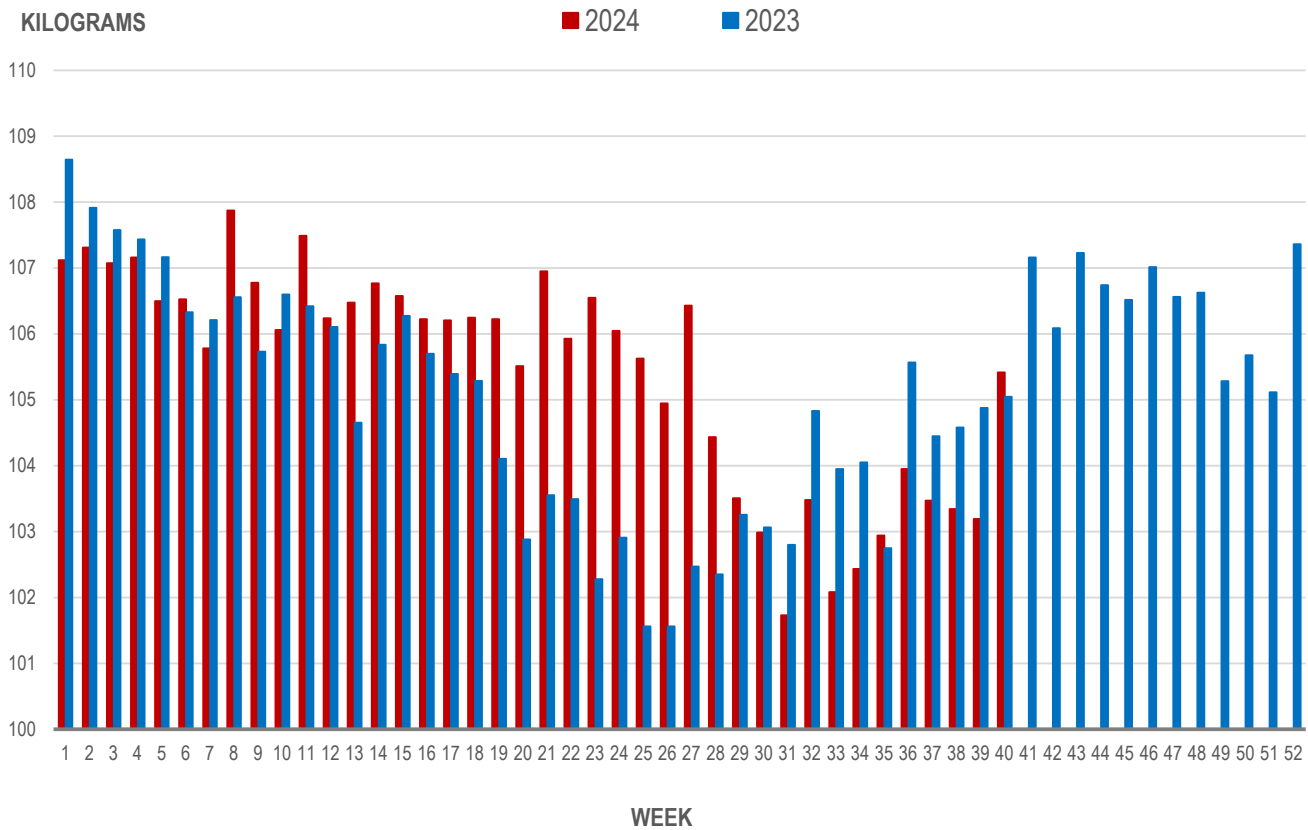
Source: Manitoba major processors

Average Weight of Hogs Processed by Major Processors, Kg

Week	Week ending date	2024	2023	Change from Previous Week	Change from Previous Year
37	2024-09-13	103.47	104.45	-0.5%	-0.9%
38	2024-09-20	103.34	104.58	-0.1%	-1.2%
39	2024-09-27	103.19	104.88	-0.1%	-1.6%
40	2024-10-04	105.42	105.05	2.2%	0.4%
Four week average		103.86	104.74	-	-0.8%

Source: Manitoba major processors.

AVERAGE WEIGHT OF HOGS PROCESSED BY MAJOR PROCESSORS WEEKLY



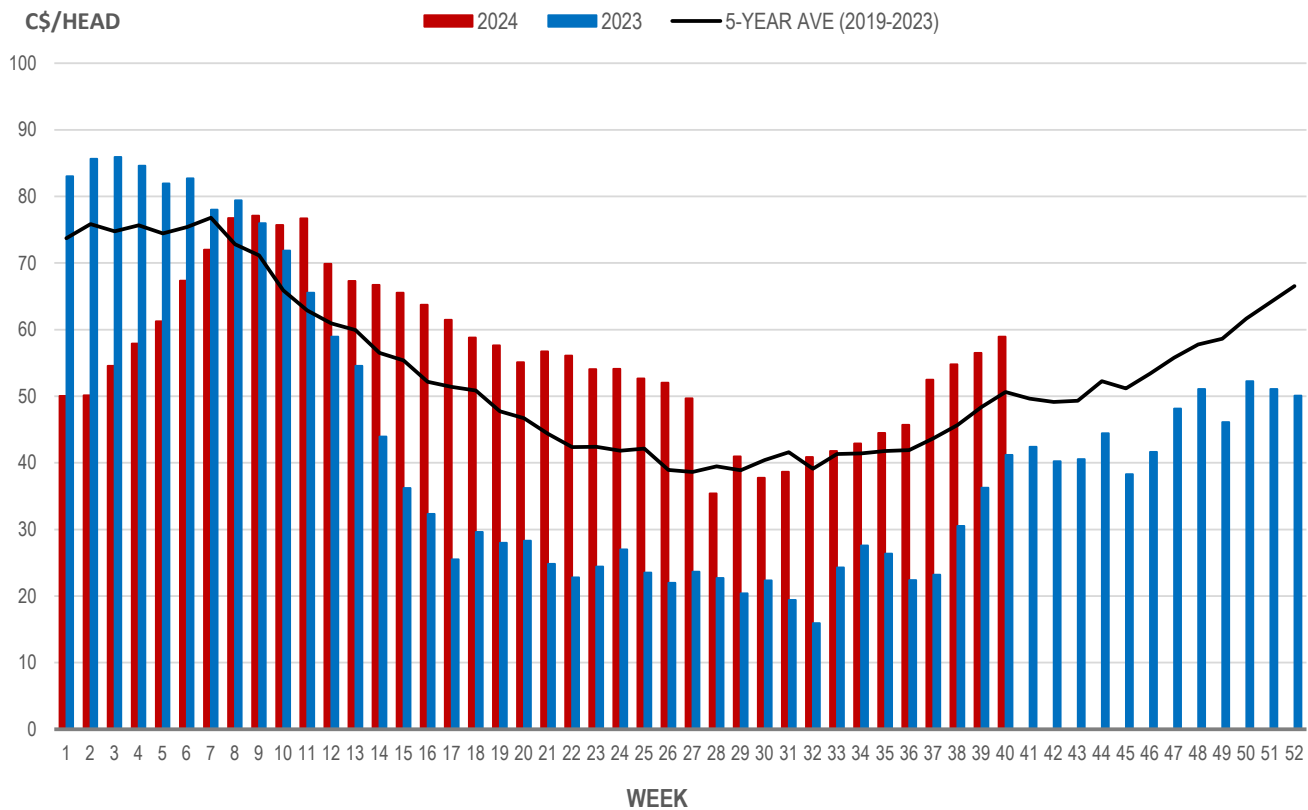
Source: Manitoba major processors

Weaning Pigs (U.S. Total Composite Weighted Average Price per Head)

	Formula and Cash Low, US\$/Head	Formula and Cash High, US\$/Head	Wtd Avg Price, US\$/Head	Wtd Avg Price, C\$/Head
Early Weaned (10-12 lb)	30.00	57.48	43.42	58.95
Feeder Pigs (40 lb)	55.00	65.00	59.01	80.12

Source: USDA, AMS

EARLY WEANED PIGS (U.S. TOTAL COMPOSITE WEIGHTED AVERAGE PRICE PER HEAD) WEEKLY



Source: USDA, AMS

Contact us

- www.manitoba.ca/agriculture/markets-and-statistics/
- Email us at industryintelligence@gov.mb.ca
- Follow us on X @MBGovAg

