

MANITOBA MARKETS

Hog Prices



November 5, 2024

[Click here for definitions of how data is collected and calculated.](#)

Exchange rates (Friday close)

1 US \$ = C \$1.3932

1 EURO = C \$1.5122

1 Yen = C \$0.00912

[Data source: Bank of Canada](#)

[Click to view the interactive hog dashboards for current and historical charts.](#)

Manitoba Weighted Average Carcass Prices (including premiums and discounts)

All In Weights C\$/100 kg

Week	Week ending date	2024	2023	Change from Previous Week	Change from Previous Year
41	2024-10-11	234.19	225.15	1.4%	4.0%
42	2024-10-18	232.29	224.85	-0.8%	3.3%
43	2024-10-25	238.39	218.17	2.6%	9.3%
44	2024-11-01	245.09	217.00	2.8%	12.9%
Four week average		237.49	221.29	-	7.3%

Source: Manitoba major processors.

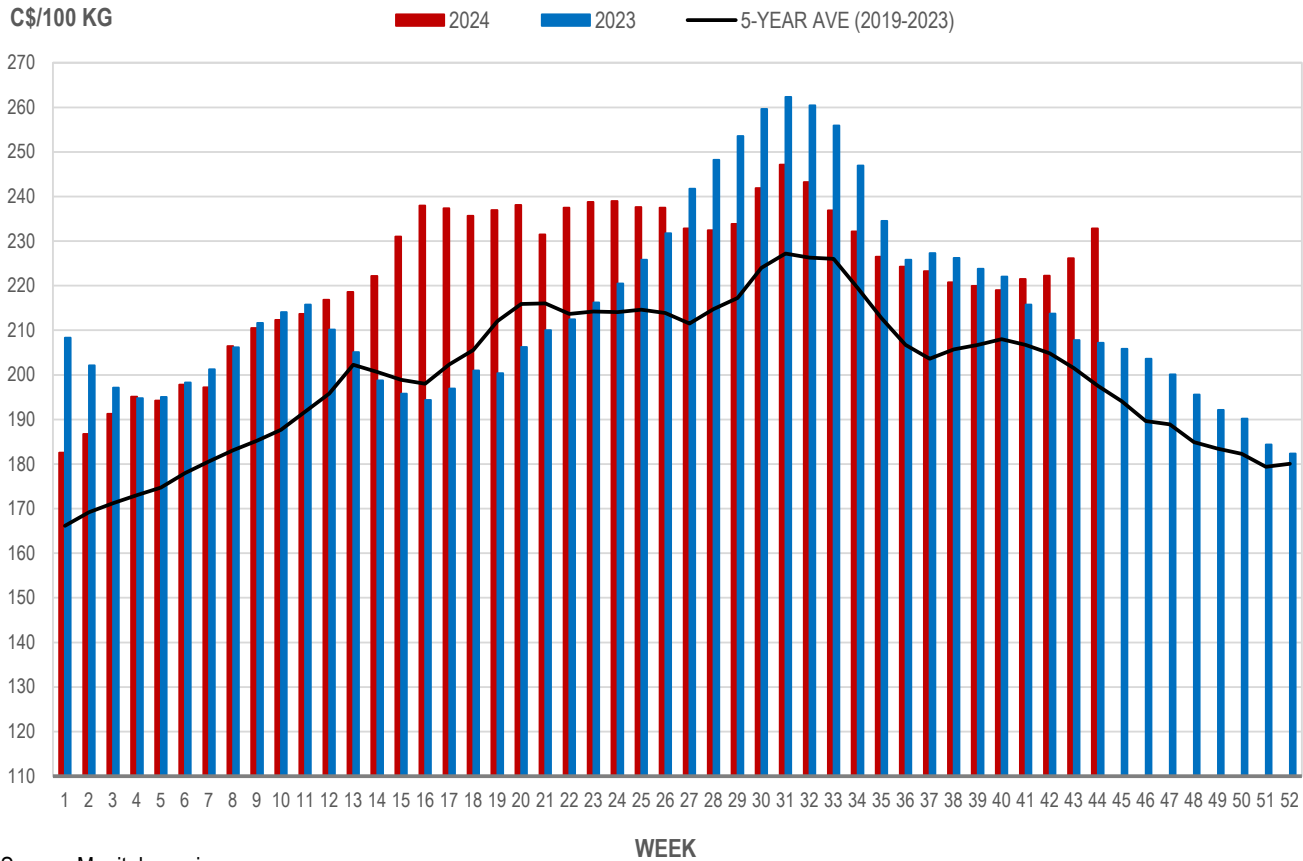


Index 100, C\$/100 kg

Week	Week ending date	2024	2023	Change from Previous Week	Change from Previous Year
41	2024-10-11	221.49	215.75	1.1%	2.7%
42	2024-10-18	222.21	213.74	0.3%	4.0%
43	2024-10-25	226.17	207.78	1.8%	8.9%
44	2024-11-01	232.87	207.17	3.0%	12.4%
Four week average		225.69	211.11	-	6.9%

Source: Manitoba major processors.

MANITOBA WEIGHTED AVERAGE INDEX 100 HOG PRICES WEEKLY



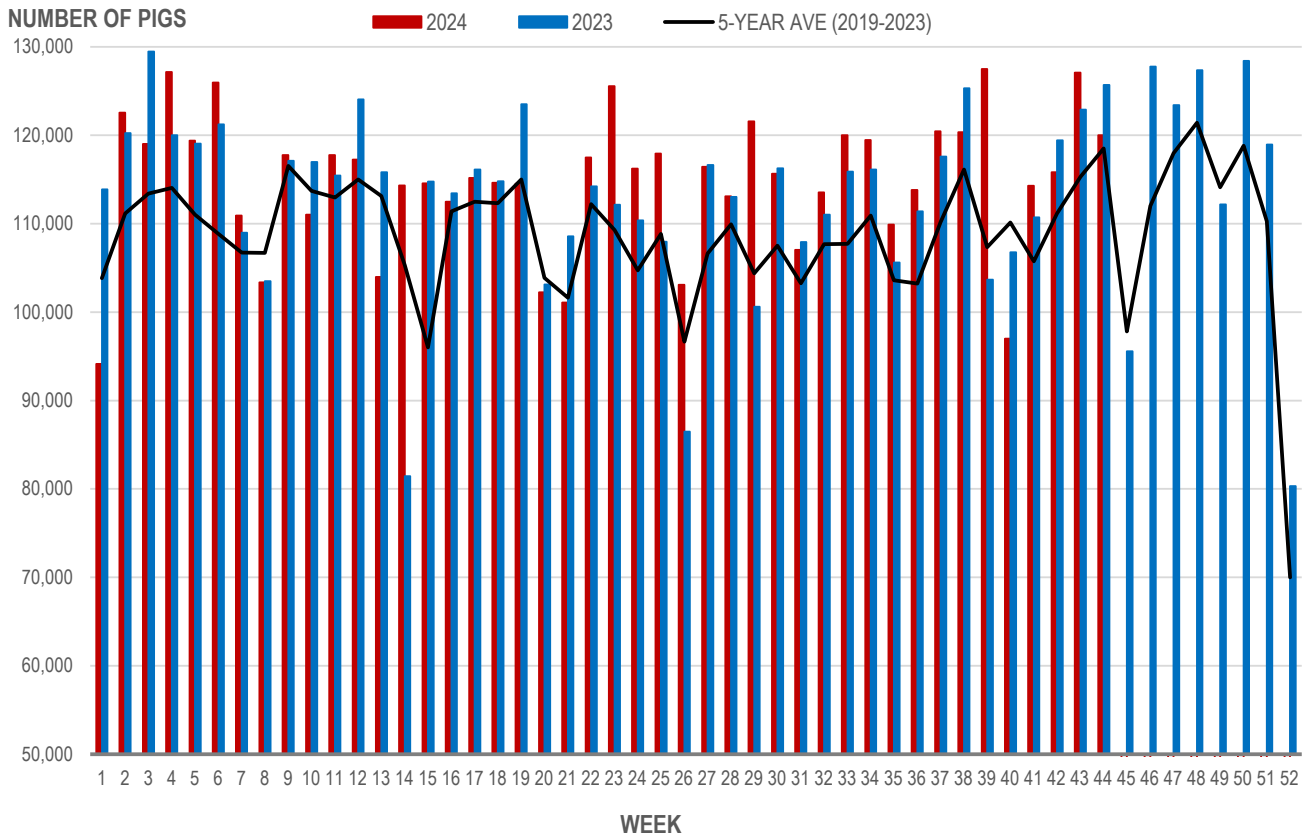
Source: Manitoba major processors

Number of Pigs Processed by Major Processors

Week	Week ending date	2024	2023	Change from Previous Week	Change from Previous Year
41	2024-10-11	114,297	110,707	17.8%	3.2%
42	2024-10-18	115,817	119,415	1.3%	-3.0%
43	2024-10-25	127,083	122,906	9.7%	3.4%
44	2024-11-01	119,997	125,685	-5.6%	-4.5%
Four week average		119,299	119,678	-	-0.3%

Source: Manitoba major processors.

NUMBER OF PIGS PROCESSED BY MAJOR PROCESSORS WEEKLY



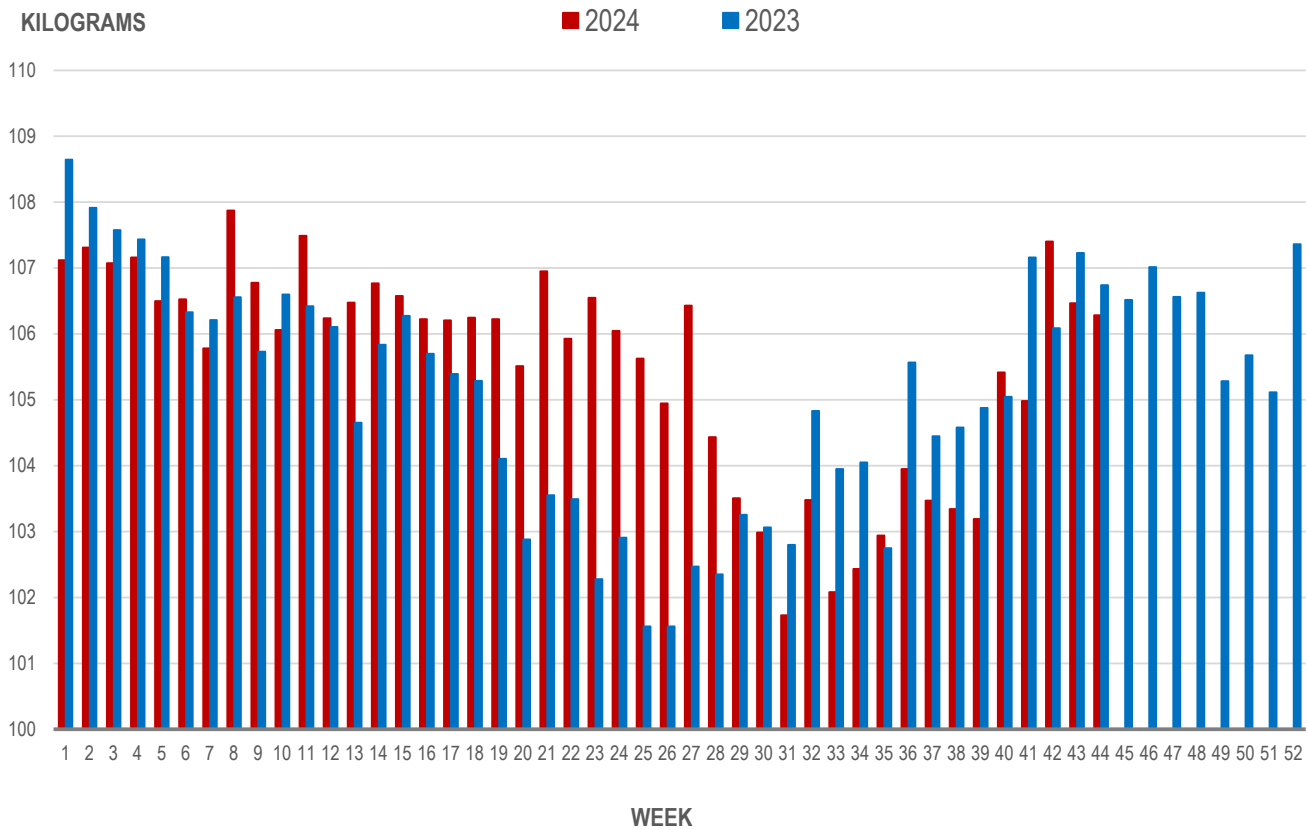
Source: Manitoba major processors

Average Weight of Hogs Processed by Major Processors, Kg

Week	Week ending date	2024	2023	Change from Previous Week	Change from Previous Year
41	2024-10-11	104.98	107.16	-0.4%	-2.0%
42	2024-10-18	107.40	106.09	2.3%	1.2%
43	2024-10-25	106.47	107.23	-0.9%	-0.7%
44	2024-11-01	106.28	106.74	-0.2%	-0.4%
Four week average		106.28	106.80	-	-0.5%

Source: Manitoba major processors.

AVERAGE WEIGHT OF HOGS PROCESSED BY MAJOR PROCESSORS WEEKLY



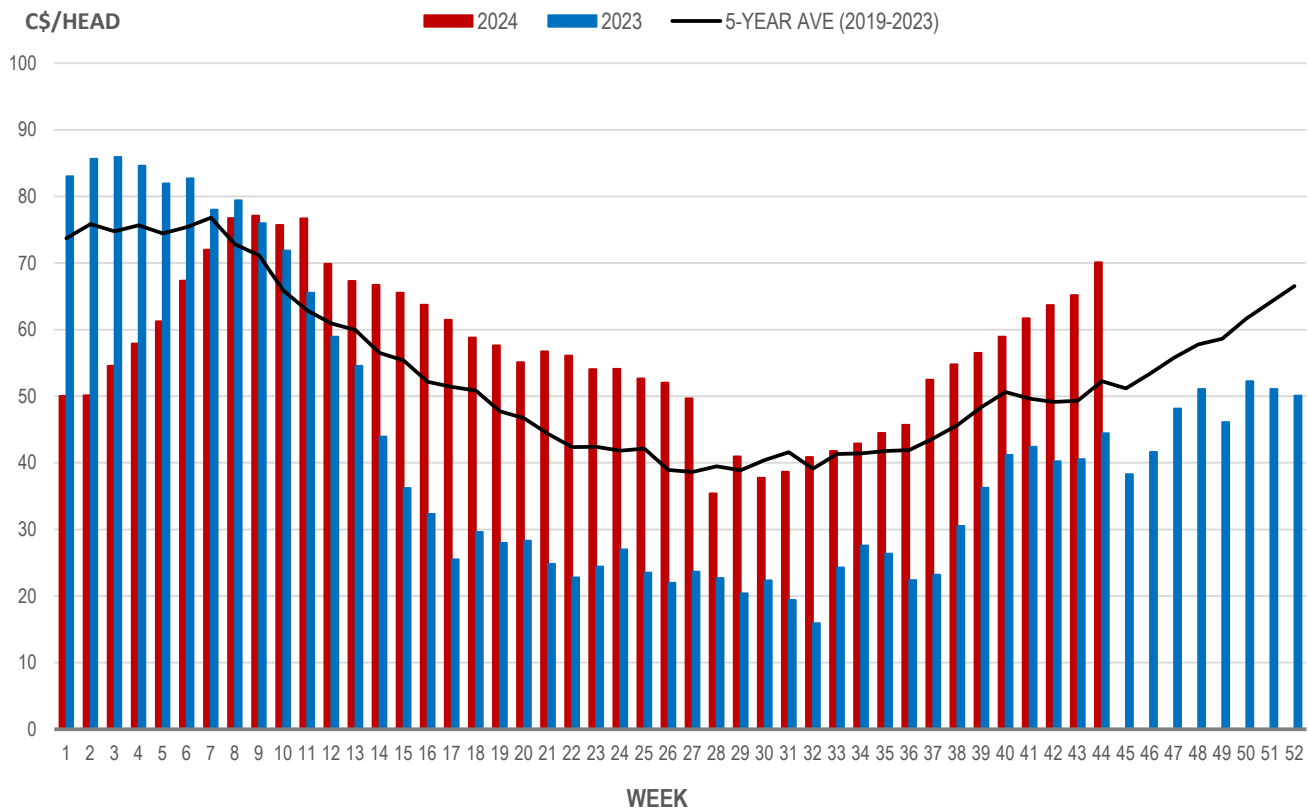
Source: Manitoba major processors

Weaning Pigs (U.S. Total Composite Weighted Average Price per Head)

	Formula and Cash Low, US\$/Head	Formula and Cash High, US\$/Head	Wtd Avg Price, US\$/Head	Wtd Avg Price, C\$/Head
Early Weaned (10-12 lb)	37.00	64.51	50.33	70.12
Feeder Pigs (40 lb)	54.00	70.00	64.06	89.25

Source: USDA, AMS

EARLY WEANED PIGS (U.S. TOTAL COMPOSITE WEIGHTED AVERAGE PRICE PER HEAD) WEEKLY



Source: USDA, AMS

Contact us

- www.manitoba.ca/agriculture/markets-and-statistics/
- Email us at industryintelligence@gov.mb.ca
- Follow us on X @MBGovAg

