

MANITOBA MARKETS

Hog Prices



November 12, 2024

[Click here for definitions of how data is collected and calculated.](#)

Exchange rates (Friday close)

1 US \$ = C \$1.3913

1 EURO = C \$1.4926

1 Yen = C \$0.00911

[Data source: Bank of Canada](#)

[Click to view the interactive hog dashboards for current and historical charts.](#)

Manitoba Weighted Average Carcass Prices (including premiums and discounts)

All In Weights C\$/100 kg

Week	Week ending date	2024	2023	Change from Previous Week	Change from Previous Year
42	2024-10-18	232.29	224.85	-0.8%	3.3%
43	2024-10-25	238.39	218.17	2.6%	9.3%
44	2024-11-01	245.09	217.00	2.8%	12.9%
45	2024-11-08	247.49	216.49	1.0%	14.3%
Four week average		240.82	219.13	-	9.9%

Source: Manitoba major processors.

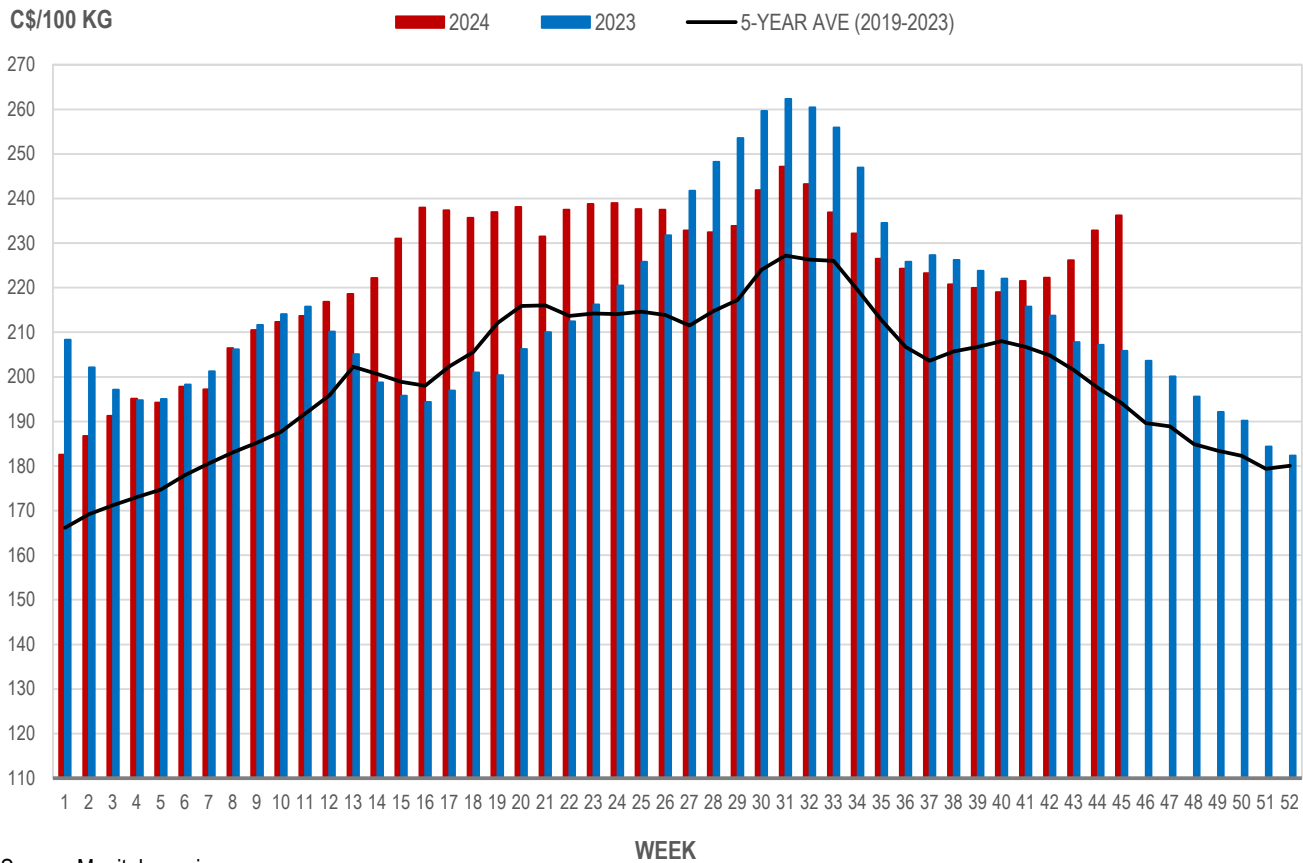


Index 100, C\$/100 kg

Week	Week ending date	2024	2023	Change from Previous Week	Change from Previous Year
42	2024-10-18	222.21	213.74	0.3%	4.0%
43	2024-10-25	226.17	207.78	1.8%	8.9%
44	2024-11-01	232.87	207.17	3.0%	12.4%
45	2024-11-08	236.18	205.85	1.4%	14.7%
Four week average		229.36	208.64	-	9.9%

Source: Manitoba major processors.

MANITOBA WEIGHTED AVERAGE INDEX 100 HOG PRICES WEEKLY



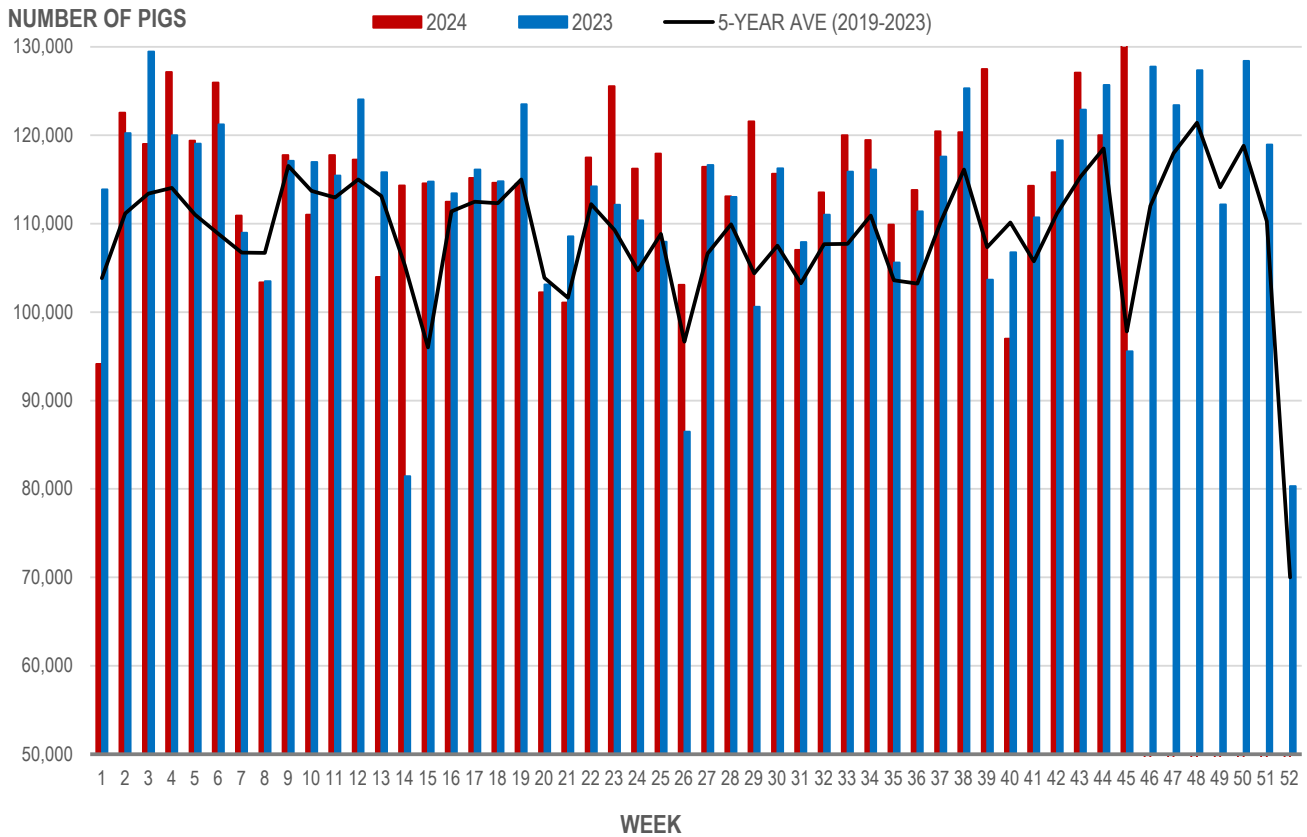
Source: Manitoba major processors

Number of Pigs Processed by Major Processors

Week	Week ending date	2024	2023	Change from Previous Week	Change from Previous Year
42	2024-10-18	115,817	119,415	1.3%	-3.0%
43	2024-10-25	127,083	122,906	9.7%	3.4%
44	2024-11-01	119,997	125,685	-5.6%	-4.5%
45	2024-11-08	132,650	95,561	10.5%	38.8%
Four week average		123,887	115,892	-	6.9%

Source: Manitoba major processors.

NUMBER OF PIGS PROCESSED BY MAJOR PROCESSORS WEEKLY



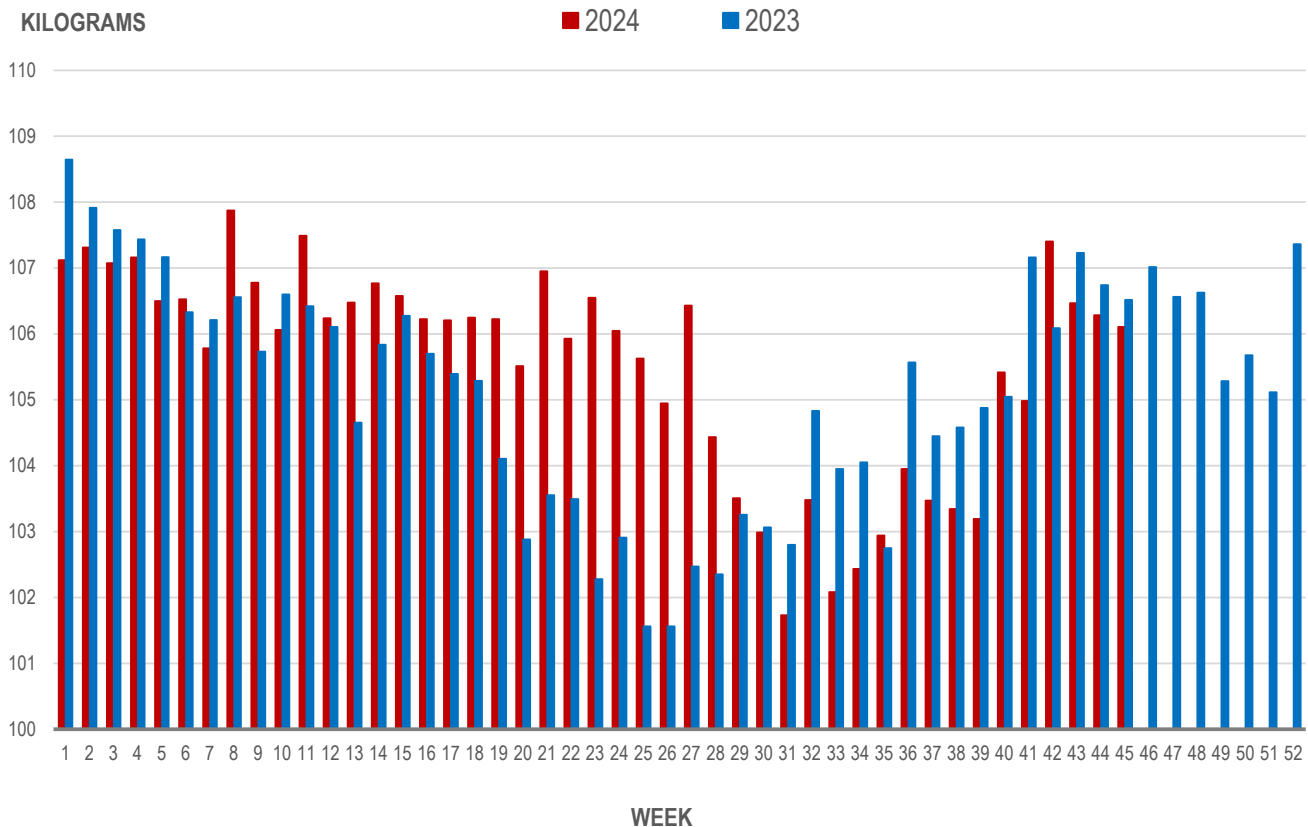
Source: Manitoba major processors

Average Weight of Hogs Processed by Major Processors, Kg

Week	Week ending date	2024	2023	Change from Previous Week	Change from Previous Year
42	2024-10-18	107.40	106.09	2.3%	1.2%
43	2024-10-25	106.47	107.23	-0.9%	-0.7%
44	2024-11-01	106.28	106.74	-0.2%	-0.4%
45	2024-11-08	106.10	106.51	-0.2%	-0.4%
Four week average		106.56	106.64	-	-0.1%

Source: Manitoba major processors.

AVERAGE WEIGHT OF HOGS PROCESSED BY MAJOR PROCESSORS WEEKLY



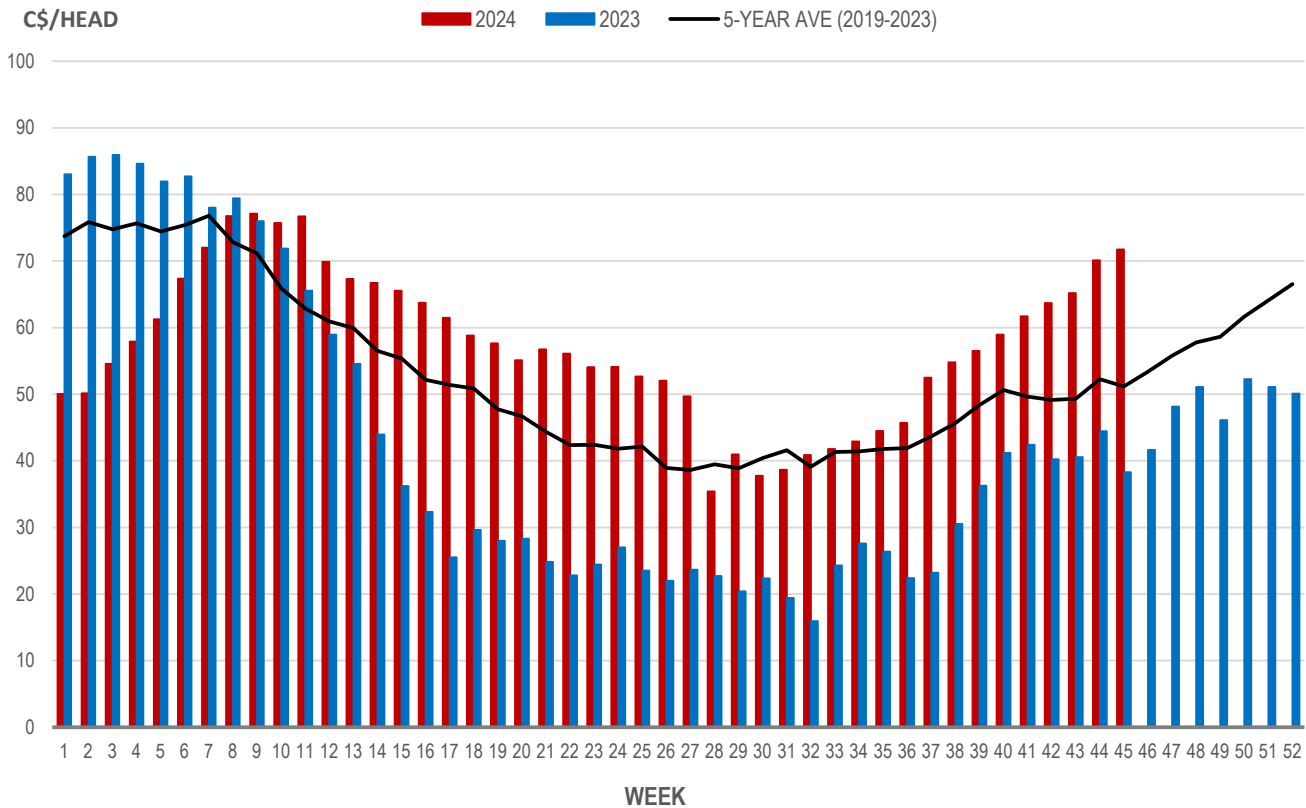
Source: Manitoba major processors

Weaning Pigs (U.S. Total Composite Weighted Average Price per Head)

	Formula and Cash Low, US\$/Head	Formula and Cash High, US\$/Head	Wtd Avg Price, US\$/Head	Wtd Avg Price, C\$/Head
Early Weaned (10-12 lb)	40.00	67.13	51.55	71.72
Feeder Pigs (40 lb)	60.00	69.00	64.37	89.56

Source: USDA, AMS

EARLY WEANED PIGS (U.S. TOTAL COMPOSITE WEIGHTED AVERAGE PRICE PER HEAD) WEEKLY



Source: USDA, AMS

Contact us

- www.manitoba.ca/agriculture/markets-and-statistics/
- Email us at industryintelligence@gov.mb.ca
- Follow us on X @MBGovAg

