

MANITOBA MARKETS

# Hog Prices



December 3, 2024

[Click here for definitions of how data is collected and calculated.](#)

## Exchange rates (Friday close)

1 US \$ = C \$1.4010

1 EURO = C \$1.4799

1 Yen = C \$0.00934

[Data source: Bank of Canada](#)

[Click to view the interactive hog dashboards for current and historical charts.](#)

## Manitoba Weighted Average Carcass Prices (including premiums and discounts)

### All In Weights C\$/100 kg

Week	Week ending date	2024	2023	Change from Previous Week	Change from Previous Year
45	2024-11-08	247.49	216.49	1.0%	14.3%
46	2024-11-15	248.09	213.42	0.2%	16.2%
47	2024-11-22	240.85	209.97	-2.9%	14.7%
48	2024-11-29	239.41	204.96	-0.6%	16.8%
<b>Four week average</b>		<b>243.96</b>	<b>211.21</b>	<b>-</b>	<b>15.5%</b>

Source: Manitoba major processors.

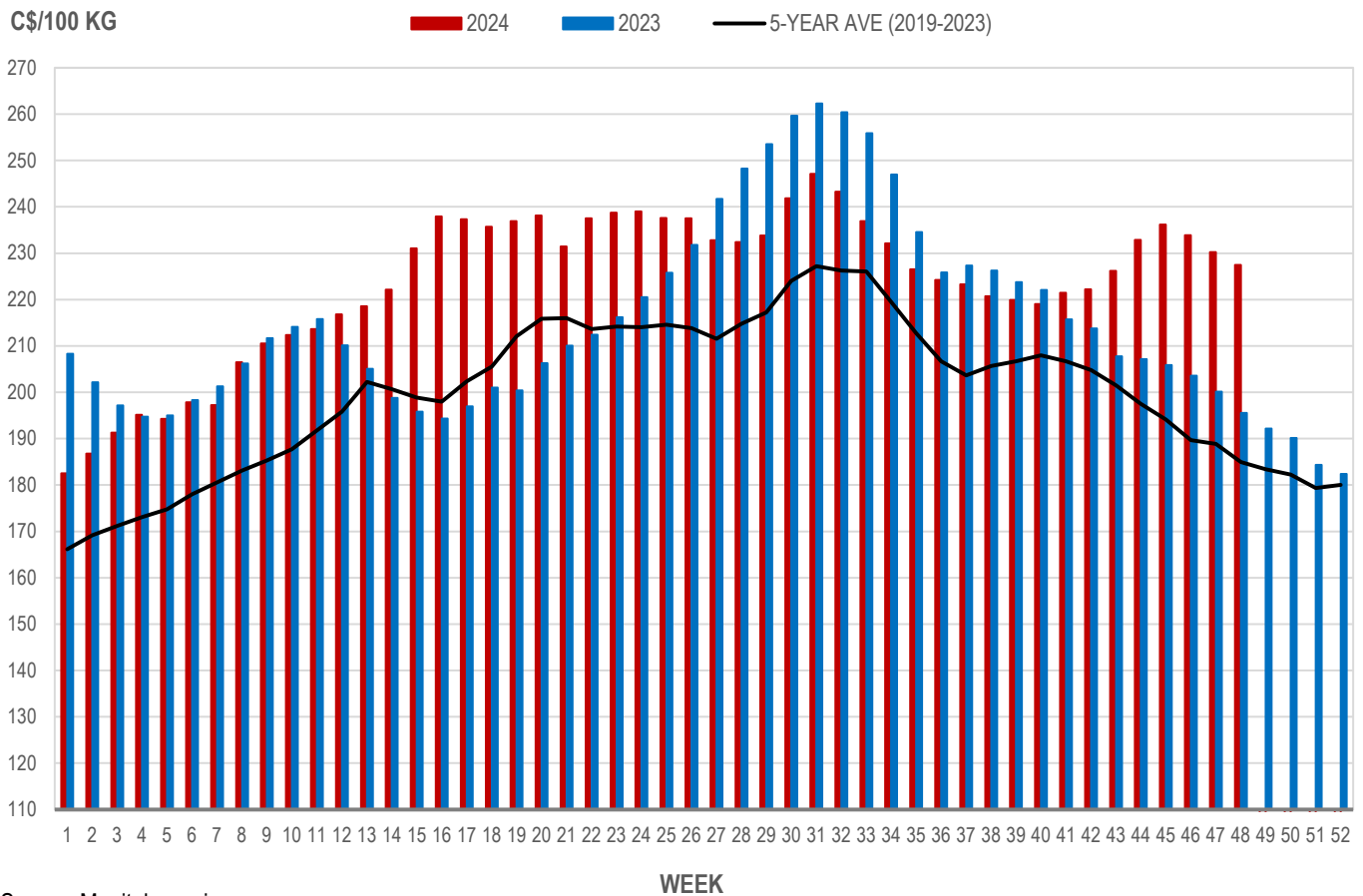


## Index 100, C\$/100 kg

Week	Week ending date	2024	2023	Change from Previous Week	Change from Previous Year
45	2024-11-08	236.18	205.85	1.4%	14.7%
46	2024-11-15	233.91	203.60	-1.0%	14.9%
47	2024-11-22	230.22	200.14	-1.6%	15.0%
48	2024-11-29	227.46	195.57	-1.2%	16.3%
<b>Four week average</b>		<b>231.94</b>	<b>201.29</b>	<b>-</b>	<b>15.2%</b>

Source: Manitoba major processors.

## MANITOBA WEIGHTED AVERAGE INDEX 100 HOG PRICES WEEKLY



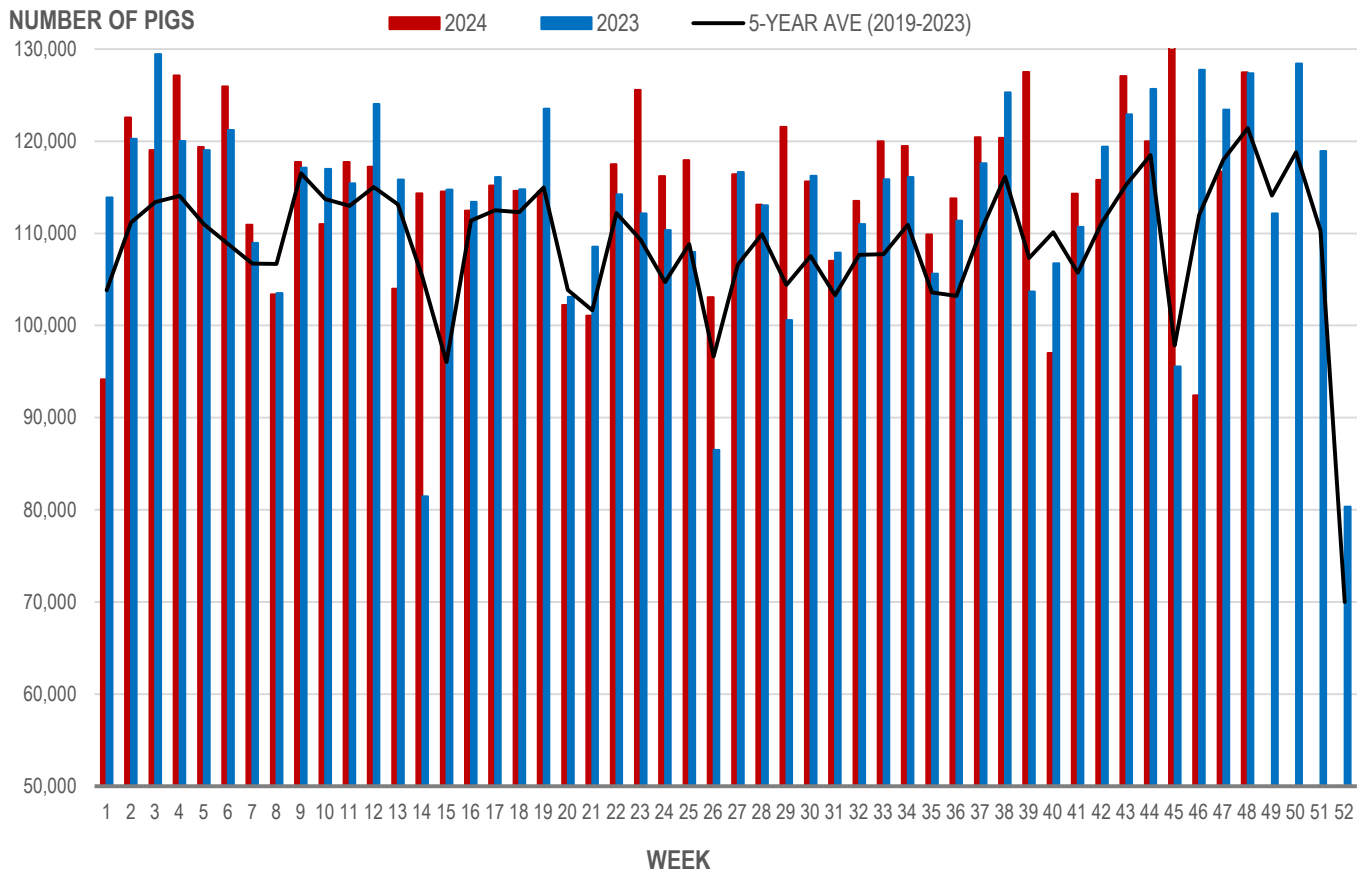
Source: Manitoba major processors

## Number of Pigs Processed by Major Processors

Week	Week ending date	2024	2023	Change from Previous Week	Change from Previous Year
45	2024-11-08	132,650	95,561	10.5%	38.8%
46	2024-11-15	92,421	127,768	-30.3%	-27.7%
47	2024-11-22	116,691	123,417	26.3%	-5.4%
48	2024-11-29	127,494	127,362	9.3%	0.1%
<b>Four week average</b>		<b>117,314</b>	<b>118,527</b>	<b>-</b>	<b>-1.0%</b>

Source: Manitoba major processors.

### NUMBER OF PIGS PROCESSED BY MAJOR PROCESSORS WEEKLY



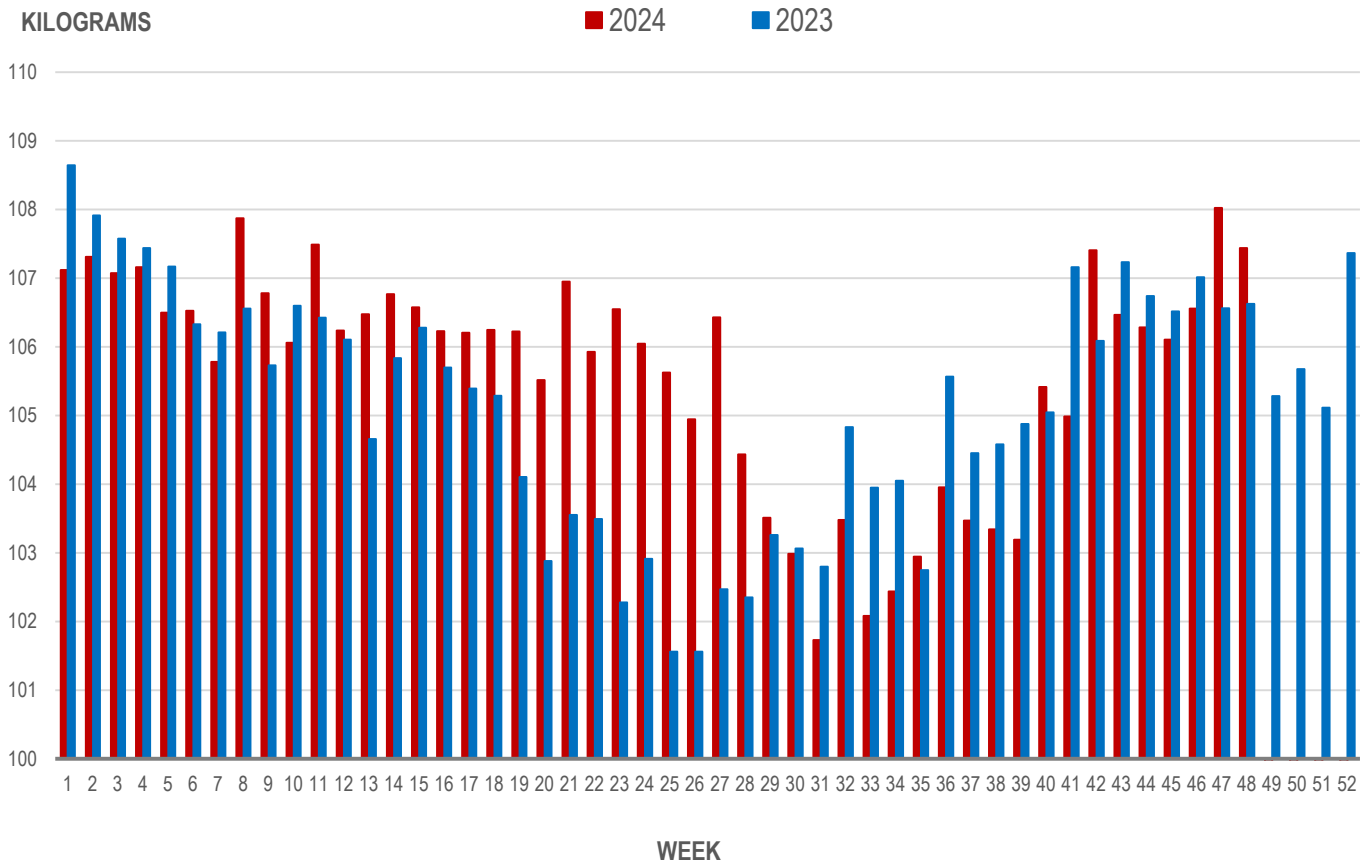
Source: Manitoba major processors

## Average Weight of Hogs Processed by Major Processors, Kg

Week	Week ending date	2024	2023	Change from Previous Week	Change from Previous Year
45	2024-11-08	106.10	106.51	-0.2%	-0.4%
46	2024-11-15	106.56	107.02	0.4%	-0.4%
47	2024-11-22	108.02	106.56	1.4%	1.4%
48	2024-11-29	107.44	106.62	-0.5%	0.8%
<b>Four week average</b>		<b>107.03</b>	<b>106.68</b>	<b>-</b>	<b>0.3%</b>

Source: Manitoba major processors.

### AVERAGE WEIGHT OF HOGS PROCESSED BY MAJOR PROCESSORS WEEKLY



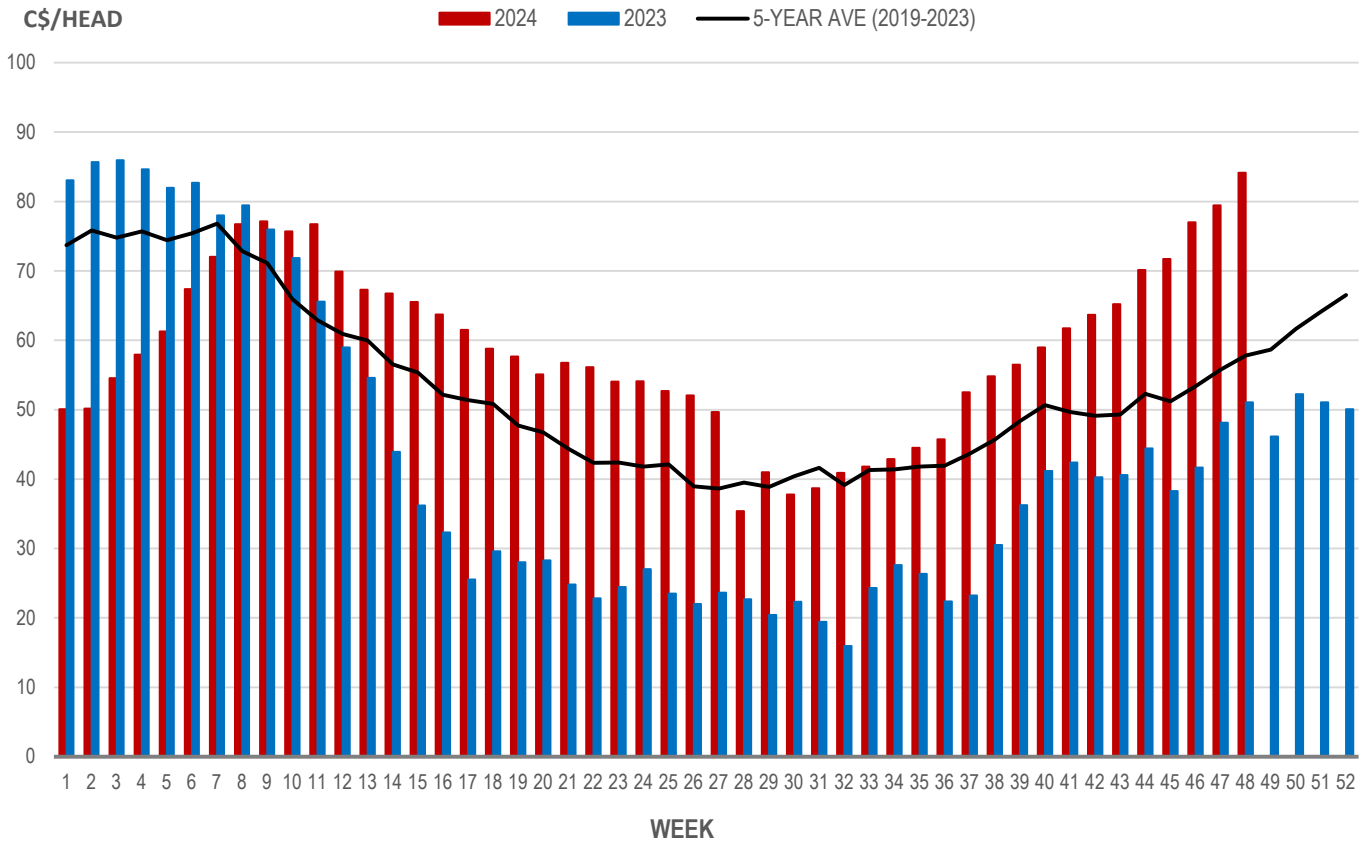
Source: Manitoba major processors

## Weaning Pigs (U.S. Total Composite Weighted Average Price per Head)

	Formula and Cash Low, US\$/Head	Formula and Cash High, US\$/Head	Wtd Avg Price, US\$/Head	Wtd Avg Price, C\$/Head
Early Weaned (10-12 lb)	46.00	70.40	60.05	84.13
Feeder Pigs (40 lb)	68.00	85.00	78.07	109.38

Source: USDA, AMS

### EARLY WEANED PIGS (U.S. TOTAL COMPOSITE WEIGHTED AVERAGE PRICE PER HEAD) WEEKLY



Source: USDA, AMS

### Contact us

- [www.manitoba.ca/agriculture/markets-and-statistics/](http://www.manitoba.ca/agriculture/markets-and-statistics/)
- Email us at [industryintelligence@gov.mb.ca](mailto:industryintelligence@gov.mb.ca)
- Follow us on X @MBGovAg

