



Annual Report 2015/16

7-1715 St. James Street Winnipeg, MB R3H 1H3
www.mda.gov.mb.ca | mdamarketing@gov.mb.ca
An Agency of the Manitoba Government

TABLE OF CONTENTS

MINISTER'S LETTER OF TRANSMITTAL	1
ASSOCIATE DEPUTY MINISTER'S LETTER OF TRANSMITTAL	2
CHIEF OPERATING OFFICER'S LETTER OF TRANSMITTAL	3
STRUCTURE FOR OPERATIONS	4
THE PUBLIC DISCLOSURE (WHISTLEBLOWER PROTECTION) ACT	5
MDA MISSION & VISION STATEMENTS	6
ORGANIZATIONAL GOALS	6
ORGANIZATIONAL VALUES	6
BACKGROUND	7
AGENCY PRODUCTS	7
AGENCY SERVICES	8
MARKET SEGMENT INFORMATION	10
WAREHOUSE PRODUCTS – DISTRIBUTION INFORMATION	11
2015/16 PROJECTS AND ACTIVITY STATUS HIGHLIGHTS	12
1. HUMAN RESOURCES OVERVIEW	12
2. NEW AND GROWTH BUSINESS INITIATIVES OVERVIEW	14
3. INTERNAL PROJECT INITIATIVES OVERVIEW	16
4. SUSTAINABLE DEVELOPMENT & GREEN INITIATIVES OVERVIEW	18
FINANCIAL OVERVIEW	20
APPENDIX A	23

MINISTER'S LETTER OF TRANSMITTAL



MINISTER OF FINANCE

Legislative Building
Winnipeg, Manitoba, CANADA
R3C 0V8

The Honourable Janice Filmon, C.M., O.M.
Lieutenant Governor of Manitoba
Room 235, Legislative Building
Winnipeg, MB R3C 0V8


May It Please Your Honour:

It is my privilege to present the Annual Report of Materials Distribution Agency (MDA) for the year ended March 31, 2016.

This report marks the completion of MDA's twenty third year as a Special Operating Agency, providing the Province and the broader public sector with quality, cost-effective centralized mail and material management services. MDA continues to demonstrate its competencies by improving its warehousing and distribution services for all areas of the government.

I congratulate the staff and management of MDA on the success they achieved in the last year. MDA continues to provide savings and innovative services to the Manitoba Government.

Respectfully submitted,

A handwritten signature in blue ink, appearing to read 'Cameron Friesen'.

Cameron Friesen
Minister Responsible for
Materials Distribution Agency

ASSOCIATE DEPUTY MINISTER'S LETTER OF TRANSMITTAL



Finance

Central Services Division
Suite 300 – 215 Garry Street
Winnipeg, Manitoba R3C 3Z1
T 204 945-7457 F 204 948-3442

July 12, 2016

Honourable Cameron Friesen
Minister Responsible for the
Materials Distribution Agency
Manitoba Finance
Room 103, Legislative Building
Winnipeg MB
R3C 0V8

Dear Minister Friesen:

It is with pleasure that I present the twenty third Annual Report of Materials Distribution Agency (MDA) for the year ending March 31, 2016.

The Agency continues to offer costs savings and streamline its products and services for the benefit of provincial clients. MDA reacts quickly to the needs of the departments and provides innovative logistics solutions to minimize cost and improve service. I appreciate the dedication and value the contributions of all staff as they continually enhance the Agency's services.

I commend the commitment and hard work of the staff and managers of MDA who constantly work to improve the organization of which the government can be very proud.

Respectfully submitted,



Scott Sinclair
Associate Deputy Minister of Manitoba Finance, Central Services Division
and Chair of the Materials Distribution Agency Advisory Board

CHIEF OPERATING OFFICER'S LETTER OF TRANSMITTAL

June 28, 2016

To Our Valued MDA Stakeholders:

I have the distinct honour of presenting the Materials Distribution Agency's (MDA) 23rd Annual Report as a Special Operating Agency.

MDA is the warehousing and distribution hub for the provincial government. The Agency has a multitude of business lines primarily focused on the distribution of goods and mail. With a centralized point of operation, MDA is able to offer its clients competitive pricing and substantive cost and resource savings. MDA adheres to all government procurement initiatives and emphasizes this to encourage client loyalty and growth.


MDA's primary focus is to provide superior service and value added benefits that meet or surpass our client's needs and expectations. We are proud of our role and performance and continue to look for ways to improve and expand.

MDA's success is directly related to the partnerships it has been able to forge and secure. With its vast knowledge of the industry, the Agency is often called upon to develop logistics solutions for the benefit of its clients. This includes being able to react quickly to concerns and emergent issues. Stakeholders, such as Employment and Income Assistance Branch, Manitoba Learning Resource Centre (formerly the Manitoba Text Book Bureau) and The Office of Disaster Management, have realized substantial cost savings and benefited from the resources the Agency has made available.

MDA is grateful to its clients for their long standing loyalty and we look forward to developing new and innovative opportunities for them. MDA's future is bright as it continues to offer excellent service and expertise, while creating an environment our clients want to be a part of.

On behalf of MDA and its staff, I would like to thank our clients for their continued support of MDA. The Agency is grateful not only for having the opportunity to provide provincial departments with distribution solutions, but also for their continued commitment and trust, which have enriched our relationships.

Sincerely,

A handwritten signature in blue ink that reads 'Dave Bishop'. The signature is fluid and cursive, with the first letters of the first and last names being capitalized and prominent.

Dave Bishop
Chief Operating Officer – MDA

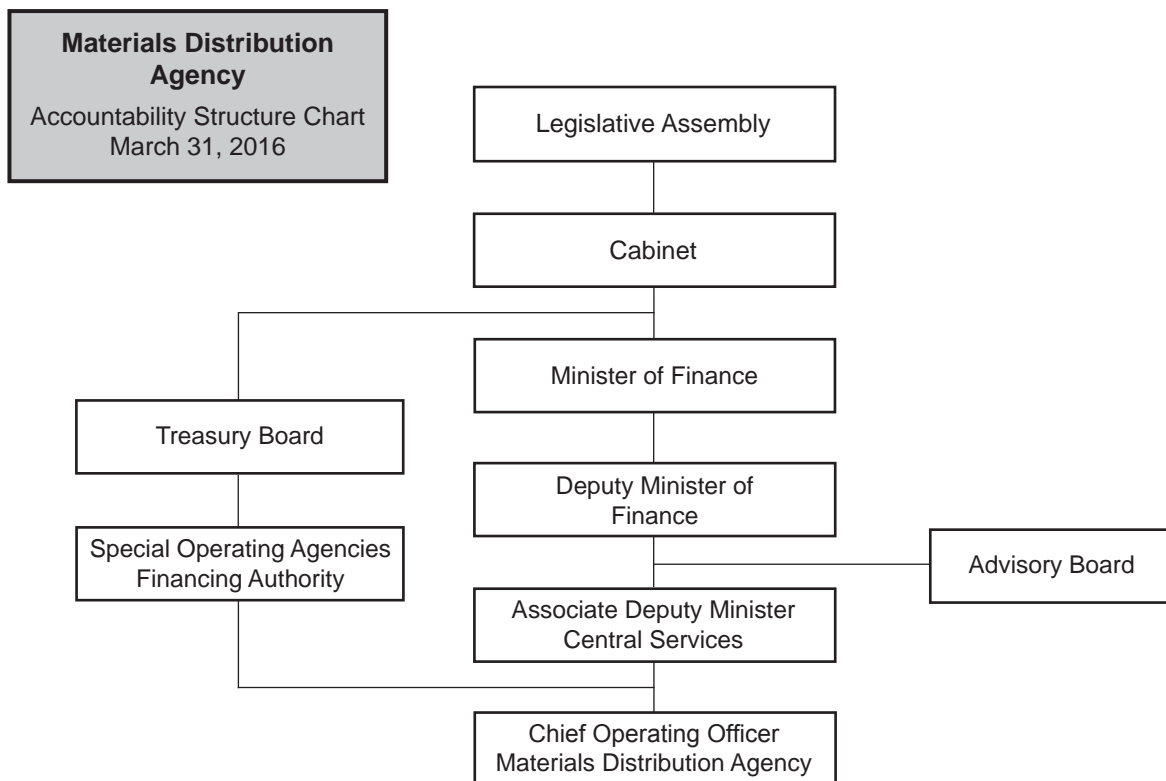
STRUCTURE FOR OPERATIONS

Accountability Structure

As an organization within Manitoba Finance, MDA reports directly to the Associate Deputy Minister, Central Services, and is held accountable to the Deputy Minister and Minister of Finance for operational and financial performance.

The Agency operates outside of the Consolidated Fund under the Special Operating Agencies Financing Authority (SOAFA), which holds title to the Agency’s assets, provides financing for operations, and is responsible for its liabilities. Governance and accountability are substantiated by MDA’s compliance with its Operating Charter, Transfer Agreement, Management Agreement, applicable General Manual of Administration policies, and by *The Special Operating Agencies Financing Authority Act*. Financial and operational information and requirements are disseminated to and from Treasury Board through an SOA coordinator at Treasury Board Secretariat.

The Accountability Structure Chart presented below outlines the current structure:





Advisory Board

The Advisory Board for the Materials Distribution Agency meets as required to review the Agency’s financial and operating reports, the draft Business Plan, and any proposed changes to the Agency’s Charter. The Board’s members offer advice and direction on reporting and management issues of concern, and on short and long term strategic planning.

Members of the MDA Advisory Board, as of March 31, 2016, are listed below.

Members of the Advisory Board for Materials Distribution Agency		
CHAIR	Scott Sinclair Associate Deputy Minister Finance, Central Services	
MEMBERS		
Client Representatives	Vacant	Vacant
Ex Officio	David Bishop Chief Operating Officer Materials Distribution Agency	
Staff Representative	Peter Roberts Logistics Coordinator Materials Distribution Agency	

THE PUBLIC DISCLOSURE (WHISTLEBLOWER PROTECTION ACT)

The Agency confirms that there were no disclosures of wrongdoing that have been made to a supervisor or designated officer during the fiscal year under review.

MDA MISSION & VISION STATEMENTS

Mission

MDA is committed to provide economical products, services and logistics solutions. We strive to meet clients' needs which helps them focus on what they do best.

Vision

The Agency is a reliable source for diverse products and services and is committed to be the preferred public sector source for mail and material logistics solutions.

ORGANIZATIONAL GOALS

Employees – To increase employee job satisfaction and foster a respectful workplace.

Service – To sustain and improve client service by developing partnerships, setting standards and meeting or exceeding client needs.

Growth – To grow business while maintaining or increasing overall government value.

Sustainable Development – To actively participate in government's environmental initiatives by offering solutions to clients looking for ecologically friendly products and services.

ORGANIZATIONAL VALUES

The Agency supports its mission and vision statements with its operating values.

Reliability

MDA:

- Continually improves all aspects of its organization
- Provides consistent services
- Establishes and follows standards
- Does not make promises it can't keep
- Meets deadlines
- Is fair
- Demonstrates integrity

Teamwork

MDA:

- Communicates
- Is positive and recognizes achievements
- Views each call as an opportunity
- Values diversity of backgrounds and opinions
- Creates and supports a common direction and common goals
- Fosters a respectful workplace

Accountability

MDA:

- Meets deadlines
- Provides clients with quality assured goods
- Saves government clients money
- Strives to fully understand client needs

BACKGROUND

In 1974, MDA was created to provide the government with centralized materials management for government departments, boards, commissions and agencies. It became an SOA in 1993. Postal Services was created in 1954 to provide government-wide postal services and became an SOA in 1996. The organizations amalgamated on April 1, 2005. MDA's mandate is to cost-effectively meet the mail and materials distribution requirements of organizations within the broader public sector.

AGENCY PRODUCTS

MDA bulk purchases a variety of commonly used supplies, and distributes these goods in smaller units as needed by its clients. These distinct product lines are listed below:

Commodities	Line Items
Stationery and Office Supplies	1,234
Janitorial Supplies	400
Medical Supplies	2,153
Home Care Equipment	436
Office Furnishings and Furniture	210
Publications	300
Total Line Items	4,733

AGENCY SERVICES

MDA provides the following lines of business and related key services:

Mail Processing

MDA processes different types of mail for clients. Mail staff:

- Weigh and ascertain postage of standard and oversized mail through high speed mail machines
- Forward letter mail that exceeds the maximum dimensions or weight through one of two computerized shipping systems
- Process high volume mail through permit mail using pre-printed indicia on envelopes
- Coordinate prepaid mailings through use of numerically controlled Canada Post envelopes

The current cost to clients consists of actual postage and a separate processing fee which varies depending on type (i.e. metered or permit mail). Vendor rate increases will not automatically increase the Agency's processing fee. MDA has other products, such as variable rate services, including Business Reply Mail, Returned Mail and Short Paid Mail where the rate does not remain constant.

Mail Finishing

MDA provides clients with various types of mail finishing services, such as:

- Envelope addressing
- Folding of printed material
- Envelope insertion
- Manual collating of items into kits or envelopes

Current prices vary, both with type of activity (i.e. folding) and volume. MDA may offer high volume clients lower rates, but eligibility for this pricing is dependent on the quality of the clients' printed materials.

Inter-Departmental Mail (IDM)

Clients purchase Prepaid Labels in four denominations (Letter, Oversize Letter, Small Packet, and Parcel). Label fees are based upon the size of the item being mailed or the service provided. MDA IDM also offers Signature Service which provides clients with mail delivery confirmation.

Contract Administration

MDA offers broader public sector clients access to volume-based contracted courier and parcel rates.

Digital Printing

MDA's Variable Data Printing Service provides clients with "just in time" printing of electronic documents on high speed digital black and white printers that can be immediately transferred to the Finishing, Processing, and IDM lines of business. Pricing is on a per impression basis.

Home Care Equipment Rental

MDA provides a comprehensive rental, repair and service program. The Agency receives, repairs and disinfects any damaged or non-functioning component before returning it to the active equipment rental pool. MDA carries out periodic safety checks on equipment in the field to ensure items remain in good working condition. MDA also electronically tracks equipment usage for the Employee and Income Assistance Branch (EIA) program.

Warehouse and Distribution Services

MDA provides distribution services to other agencies and departments. This includes picking, packing and transportation for provincial, national and international distribution. These services are offered at very competitive rates and continue to show favourable growth for the Agency. Key distribution services include:

Janitorial and Stationery Products

- Wide range of janitorial and stationery items (currently 1,709 products)
- 301 products are environmentally friendly (increasing annually)
- Toner recycling program
- Pricing is the same throughout the province and is competitive with private companies (three independent audits were conducted and support claims that MDA is more cost effective than buying directly from retailers)

Medical Supplies

- Medical supplies for rural home care – Regional Health Authority, Health
- Nutritional supplements and child care items – Employment & Income Assistance, Family Services
- Lab & X-ray facilities – Diagnostic Services of Manitoba (DSM), Health
- Health booklets/pamphlets – Health

Manitoba Learning Resource Centre

- Manitoba Learning Resource Centre is an SOA that distributes textbooks and other school-related items
- Work is year-round with a heavy order period between June and October

Storage

- Secure storage facilities are provided for government clients
- Rates are well below private industry

Office Relocation/Moving and Disposal Services

- Significant cost savings and consistent positive client feedback
- Furnishings that offices/workplaces no longer need are recycled to other offices or through recycling companies

Provincial Vaccine Program

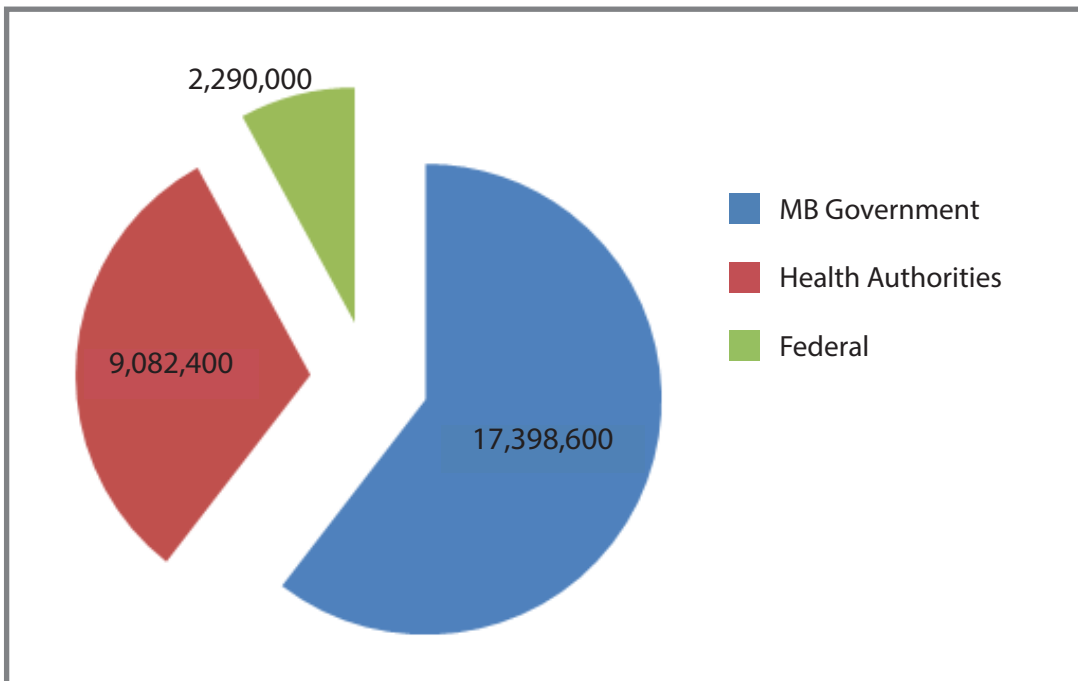
- Distribution of vaccines throughout the province on behalf of Manitoba Health. These vaccines must be maintained between 2 and 8 degrees Celsius at all times until consumed by the end user
- MDA is the first provincial entity to achieve GMP certification through Health Canada
- Increased risk management control for products within this program

Special Projects

- Timely and cost effective management of projects that are short in nature (3 – 12 months)
- Example: Pandemic warehousing and distribution for the Office of Disaster Management
- Example: Provincial Low Cost Bike Helmet Program

MARKET SEGMENT INFORMATION

Total Revenue 2015/16: \$28,771,000



WAREHOUSE PRODUCTS – DISTRIBUTION INFORMATION

Number of Orders	2015/16	2014/15	2013/14	2012/13	2011/12
Warehouse Orders	58,300	54,400	46,900	51,900	54,600
Equipment Orders	15,973	15,465	15,900	14,507	14,071
Mail Finishing Orders	4,276	3,995	4,230	3,950	4,150
Vaccine Orders	8,274	7,000	6,700	6,460	n/a
Federal Mail Processed (pieces)	1.60 million	1.60 million	1.51 million	1.80 million	2.35 million
Inter-Departmental Mail (pieces)	252,000	258,000	161,000	318,000	347,000
Payroll Advice Letters	140,800	135,800	180,400	233,000	392,000
Manitoba Learning Resource Centre Orders		13,963	10,320	11,944	10,345
Moves	863	725	697	654	638

Distribution of Products By Area	2015/16	2014/15	2013/14	2012/13	2011/12
Winnipeg	54%	55%	54%	53.5%	54%
Rural	46%	45%	46%	46.5%	46%

Delivery of Winnipeg Orders	2015/16	2014/15	2013/14	2012/13	2011/12
Regular (2 days)	94.3%	92.5%	93%	91.9%	95%
Same day	2%	4%	4%	3.7%	2%
Pickup	3.7%	3.5%	3%	4.4%	3%

2015/16 PROJECTS AND ACTIVITY STATUS HIGHLIGHTS

1. Human Resources Overview

MDA has identified several internal areas which need to be improved. Improvements will take place using management recommendations, government initiatives and employee suggestions. This section will comprise MDA's strategic human resource plan, tracking mechanisms and reporting on a quarterly basis to deal with these issues.

Safety Management Program

MDA management, the Safety Facilitator and the Safety Committee will develop an internal Safety Management Program to ensure all potential accidents are investigated and improvements implemented.

Strategy results:

- The Safety Facilitator conducted a safety audit at MDA in the fourth quarter. Results were communicated to the Agency.
- MDA passed the safety audit and has made corrections resulting from the audit.
- MDA's safety committee has developed safety topics with training aids to be discussed in each area's monthly meetings.

Communication Improvements

Communication remains a concern for the Agency. Improvements made in 2015/16 will help to ensure morale and efficiencies remain high this fiscal year.

1. Hold a minimum of 10 meetings for each MDA area in the 2015/16 fiscal year, with minutes distributed to managers and the COO.

Strategy results:

Business Area	Standard	1st Qtr	2nd Qtr	3rd Qtr	4th Qtr	Total
Customer Serv. & Equipment	10/yr	3	2	2	2	10
Contracts & Purchasing	10/yr	3	2	2	2	10
Warehouse - Distribution	10/yr	3	2	1	2	8
Warehouse - Mail Services	10/yr	3	2	1	2	9
Finance & IT	10/yr	3	1	1	2	7

2. Conduct an employee survey in the first quarter, with a management review and implementation of recommendations in the remainder of the fiscal year.

Strategy results:

- The employee survey was conducted in the fourth quarter. Results were very encouraging and communicated to staff.
- MDA management will work with staff on recommendations and ideas from the survey in fiscal year 2016/17.

3. Hold two meetings with all staff in fiscal year 2015/16 to update staff on business initiatives, new policies, MDA's financial situation and answer questions.

Strategy results:

- The COO and Finance Manager presented a business update to all staff in groups of 20. After each presentation, there was a 15 minutes period for staff to ask questions on any topic.
- The COO conducted a meeting with all MDA staff at the Employee Appreciation awards in June 2016.

Quarterly Newsletter

A quarterly newsletter will continue to be developed and distributed to all MDA staff.

Strategy results:

- Newsletters are being distributed quarterly and the feedback from staff has been very positive.

Wellness Plan

To be an employer of choice, MDA must reflect the population it serves and provide a positive workplace environment. With an aging employee base, the Agency is experiencing higher absenteeism, increased health concerns and a need to accommodate staff while remaining attractive to potential employees. MDA has developed a plan for improvements to staff health. MDA's Wellness Committee and management have identified the following plans:

- Conduct an annual Wellness Fair in 2015/16
- Organize employee tournaments in ping pong, cribbage and darts
- Arrange for two healthy lunches and four healthy snack days
- Track staff that use alternative travel methods to/from work and participate in the government's Commuter Challenge
- Coordinate an internal recycling initiative

Strategy results:

- A healthy snack was arranged for staff in June for the Employee Appreciation Day
- Held annual singles and doubles cribbage tournament
- Held annual singles ping-pong tournament in November
- Held annual wellness fair in May

2. New and Growth Business Initiatives Overview

MDA's traditional clients continue to shop at alternate suppliers. MDA must implement more frequent communications to focus on the benefits, and dispel negative impressions associated with price, product availability and reliable delivery. This will include a combined strategic approach to market a full-service Agency featuring a wide range of products, not just stationery and janitorial supplies.

MDA is shifting towards being more sales focused in a traditionally finance-driven Agency. This shift will require dedication, persistence and increased marketing-related activities to raise the level of exposure to new and existing clients. This section will comprise MDA's strategic marketing and sales initiatives, tracking mechanisms and quarterly reporting requirements.

Metabolic Supplement Program

The Agency is conducting meetings with the Health Sciences Centre (HSC) on the possible distribution of metabolic products for one of its nutritional programs. There are approximately 50 items distributed throughout the province.

Strategy results:

- MDA conducted meetings with representatives from HSC in the first quarter and a formal service agreement was sent in the second quarter.
- The formal service agreement was signed and distribution began in November 2015.

Mail Services

The MDA Mail area offers a variety of services such as printing, addressing, folding, inserting, mail processing and IDM delivery. MCG and MDA management will implement a communication strategy to increase client contact for this business line. Departments will experience significant cost savings by utilizing MDA for ID mail and mail processing.

Strategy results:

- MCG will enhance client contact by arranging meetings with MDA's top 10 clients in each mail business area — Completed

Email Encryption

MDA has had preliminary meetings with staff from Jobs and the Economy (JEC) about the possibility of providing mass mailing email encryption technology for electronic distribution of mail. This would be for departments with stored databases of client emails. Instead of sending physical copies, encrypted emails would be sent. With the major increases from Canada Post over the last year, this will save departments money.

Strategy results:

- MDA has submitted an e-service request to consult with JEC on this initiative. Based on initial discussions, it will take 12–18 months for development.

Automated Toner Ordering

MDA is working with BTT on an automated toner cartridge ordering process within the new tender that is currently being developed. The printers would automatically notify MDA when a cartridge is low and a new one would be sent out. This may reduce the amount of toner cartridges stored in offices. BTT is coordinating this initiative and has no set timelines for completion.

Strategy results:

- MDA conducted meetings with representatives from BTT and participated in the tender preparation.

Departments of Family Services and Jobs & the Economy

MDA entered into a partnership with these two departments for medical supplies/equipment and nutritional supplements for the Employee Income Assistance Branch, Child Special Services and Community Living Disability Services programs. The Agency will track volumes throughout 2015/16 to verify the effectiveness of this initiative.

Strategy results:

- Sales are as follows:

Time Period	Sales 2015/16 (\$)	Sales 2014/15 (\$)	Difference (\$)	Increase/Decrease
Totals	4,949,100	4,777,700	171,400	3.6%

Marketing and Communications Group (MCG)

The Supply and Services' MCG works closely with MDA management to source and implement many key business and communication initiatives. MCG is tasked with sourcing five new business opportunities in fiscal year 2015/16.

Strategy results:

- Two new Inter-departmental clients were added
- Federal Government medical supply business added

Personal Care Homes

MDA will approach personal care homes throughout the province in regard to inventory management of medical equipment (e.g. beds, mattresses, lifts, etc.).

Strategy results:

- Sales are as follows:

Time Period	Sales 2015/16 (\$)
Totals	2,800

Manitoba Health

MDA has a strong partnership with Manitoba Health through the Provincial Vaccine Program. The Agency is being asked to look at the potential of providing distribution of products for the Provincial Sexually Transmitted Infection Program.

Strategy results:

- MDA provided financial numbers to Manitoba Health for this business
- MDA will continue to work with Manitoba Health in fiscal year 2016/17

3. Internal Project Initiatives Overview

MDA management and staff identify key areas that need improvement, updating or removal each year. MDA reacts quickly to issues brought forth by staff, clients, vendors and management. These projects could be small (updating an existing SOP) or large (feasibility study of all mail satellite offices).

MDA has identified several important internal improvements that need to be completed in 2015/16. There may be additional projects throughout the year based on operational requirements and client needs.

MDA Website

Over the past five years, MDA maintains a basic website to market its products and services. The COO tasked MCG with providing fundamental requirements to BTT, and scheduling initial meetings. BTT will assume overall maintenance of the site and create an easy to search and interactive website that can be updated with new products in real time. This will allow clients to utilize the website, instead of relying on printed catalogues and monthly flyers for current information and products. MDA's intent is to reduce the amount of catalogues printed to save costs and become more environmentally friendly. The Manager of Finance and IT will project manage this initiative.

Strategy results:

- The Finance & IT manager met and discussed options for MDA's website with a representative from Business Transformation and Technology (BTT). The manager will submit a report on recommendations.
- BTT will work with MDA in fiscal year 2016/17 on implementation of a new website.

Warehouse Space and Staffing Review

The Manager of Logistics will undertake an analysis to determine effective warehouse space usage and staff levels by business line. The findings will be presented to the COO. An action plan will be developed to reconfigure warehouse areas or examine possible synergies.

Strategy results:

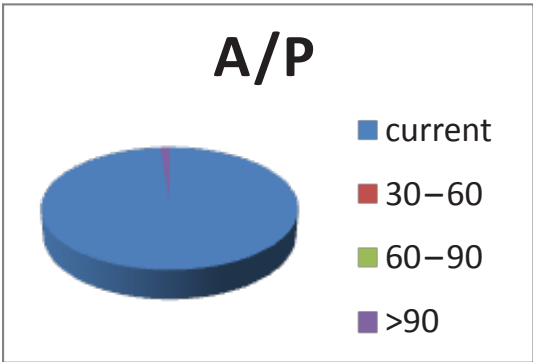
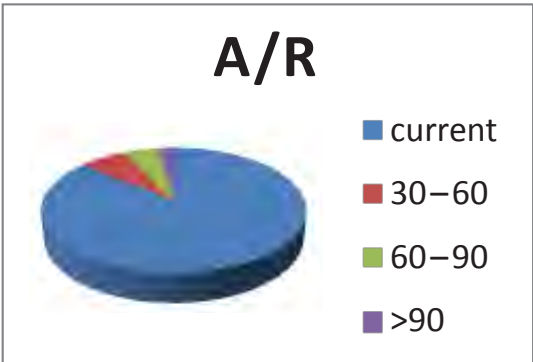
- Logistics Manager presented a plan which was approved by the COO.
- Renovations and reorganization were completed in the fourth quarter.

Key Performance Indicators (KPI's)

The COO has tasked each manager to review/develop KPI's for their areas to confirm overall productivity and service levels are being achieved.

Strategy results:

- Finance area: the performance is measured by reviewing the aging of the receivables and payables. The sooner an organization collects receivables the easier it is to pay its creditors. The collection module improved the collection of receivables.



Orientation Checklist

MDA has a comprehensive orientation checklist for new staff. This checklist needs to be customized for each area to ensure proper training is taking place. This will include agency operational and safety items as well as departmental information.

Strategy results:

- The Agency has implemented MIT's on boarding strategy. Each area will customize their orientation checklist to ensure that required training/reviews are taking place.

Information Technology Projects

MDA relies on Great Plains Dynamics for ensuring clients' needs are met. There are many small projects which occur throughout each year. These projects improve the information we can supply to clients and increase internal staff efficiencies. The following larger projects were identified for analysis and upgrades in the 2015/16 fiscal year:

- Shipping labels – MDA will evaluate the order fulfillment process to determine the feasibility of having courier labels printed directly onto MDA labels
- Rental module enhancement – Integrate with GP card to allow for potential automation of serial number
- MDA's fulfillment and shipping system (Y2K) – Update to current technology

- Panorama – Assist Manitoba Health with organization/logistics/set-up of this system for vaccine distribution
- Mail service client maintenance module – Enhance to allow for more efficient invoicing and allow for easier changes to mail clients
- Enhance CSC (customer service contact) process by integrating with Great Plains

Strategy results:

- CSC form completed and in production
- Mail services module complete and in production
- Panorama in production
- Due to updates in software Y2K project no longer required
- Rental module enhancement to begin in third quarter

4. Sustainable Development & Green Initiatives Overview

MDA supports all government initiatives on sustainable development and green procurement. The Agency currently carries 301 products which are considered environmentally friendly. This number is steadily growing each year. Procurement Services Branch (PSB) continues to recommend MDA as a supplier of choice for many commodity lines.

MDA considers sustainably responsible purchasing an important component to the Manitoba government's Sustainable Development Act. The agency promotes and encourages a healthy environment by offering sustainable products and services to its clients. It is a major supporter and participant in the government's sustainable development initiatives.

MDA provides disposal services on behalf of the Province to ensure that all items are re-distributed, recycled or disposed of in the proper manner, instead of being thrown into landfills. The Agency also provides toner and cell phone recycling through inter-departmental mail for all provincial offices.

MDA Sustainability Initiatives

- **Disposal Service** – Reduces waste by re-distributing, recycling and properly disposing of items
- **Equipment Rental Program** – Ensures the safe and cost-efficient reuse of medical equipment
- **Interdepartmental Mail (IDM) Service** – Reuses delivery bags and paper envelopes
- **Calendars and Catalogues** – Prints on Forest Stewardship Council (FSC) and recyclable paper
- **Minimum Orders** – Promotes consolidating orders to reduce deliveries, fuel and emissions
- **Recycling Centres** – Provides mixed recycling centres for internal collection
- **Storage and Shipping** – Reuses wood pallets and cardboard for storage and shipping
- **Surplus Furniture Program** – Offers gently pre-owned office furniture to reduce disposals
- **Toner Recycling Program** – Reduces plastic waste by returning used cartridges to suppliers

Janitorial and Stationery Products

Each year, MDA works with clients to provide an enhanced line of environmentally friendly products. MDA's target in 2015/16 is to obtain a minimum of 10 new green products to replace traditional items that are not environmentally friendly. In 2014/15, MDA procured two new environmentally friendly products. MDA will report on this initiative in the fourth quarter.

Strategy results:

- MDA replaced or brought in 13 products with environmentally friendly options in 2015/16

MDA's Sustainability Action Plan

MDA's Sustainability Action Plan is a strategy to understand and promote sustainability in the agency and includes four components:

- Awareness
- Pollution Prevention
- Resource Conservation
- Social Responsibility

Strategy Results:

External Communication Elements:

- **E-flyer** – Informs clients about green products through the Green Room page
- **Catalogue** – Provides Toner Cartridge Recycling Program information, and includes a Green Product Index
- **Website** – Supplies information about the Toner Cartridge Recycling Program and the Green Choice Program

Internal Communication Elements

- **Email** – Notifies employees of events such as the annual Earth Day cleanup
- **Newsletter** – *MDA Bitz* informs staff about sustainability such as the Call-2-Recycle battery recycling program
- **Signage** – Advises employees about commodities accepted at the recycling centres

Below are estimated weights per month/year for recycling materials collected at 1715 St. James in 2015-2016:

Program Type	Container Numbers/Size	Frequency	Kilograms Per Month	Kilograms in 2015-2016
Mixed	2 x 4 yard containers	weekly	623	7,476
Cardboard	3 x 6 yard containers	weekly	1013	12,156
Mixed	5 toters	weekly	227	2,724
Call-2-Recycle Batteries	1 box (13" x 13" x 13")	as needed	N/A	60 (since 2012, 16 boxes totaling 178 kg)

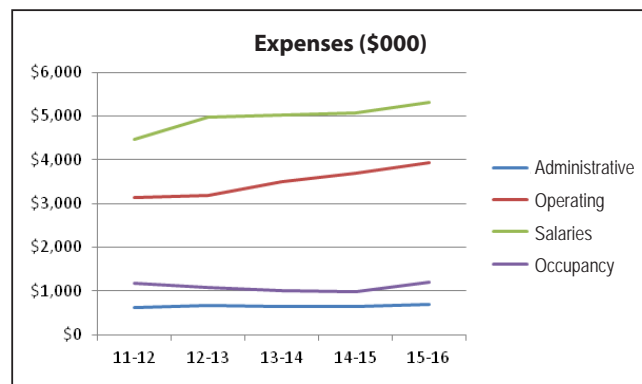
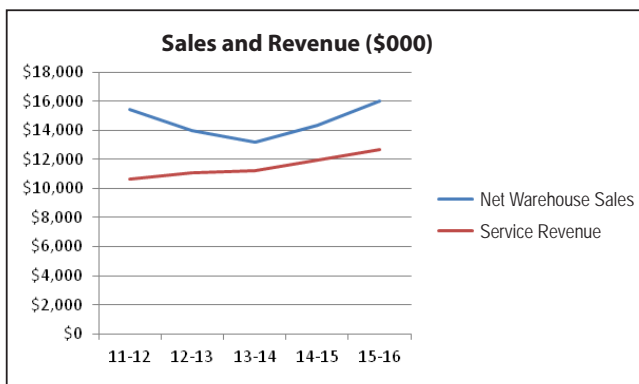
FINANCIAL OVERVIEW

Review of Operations

MDA has seen the volume and breadth of products grow in most commodity lines. Current clients are ordering more commonly stocked products, while also requesting that MDA expand its lines of goods. As needs change, clients look to MDA to assume warehousing and distribution at lower costs.

MDA reported a net income of \$97,000, compared to a projected net loss of \$87,000 for the year ended March 31, 2016, and a net income of \$41,000 for the year ended March 31, 2015. The increase in sales is due to MDA's new medical supply distribution for the federal government to northern nursing stations.

	2016 Actual	2016 Budget	2016 Actual vs. Budget	2015 Actual	2016 Actual vs. 2015 Actual
Warehouse Sales	16,070	14,730	1,340	14,330	1,740
Service Revenue	12,701	12,273	428	12,011	690
Total Revenue	28,771	27,003	1,768	26,341	2,430
Salaries & Benefits	5,313	5,518	(205)	5,084	229
Cost of Sales	12,749	11,452	1,293	11,365	1,384
Occupancy Costs	1,204	1,078	126	980	324
Operational Costs	8,504	8,218	286	8,020	484
Administrative Costs	704	624	80	651	53
Revenue Share	200	200	0	200	0
Total Expenses	28,674	27,090	1,584	26,300	2,374
Net Income/(loss)	97	(87)	184	41	56



Financial Position

The Agency did not use its working capital payable line of credit at any time during this fiscal year and has no working capital payable outstanding.

Remaining cash generated by operations was used to purchase capital and other.

Ratio Analysis

Ratio	2016	2015	2014	2013
Return on Total Revenue*	1.03%	.91%	.83%	.71%
Days Sales in Receivables	35.0 days	26.7 days	34.7 days	46.9 days
Inventory Turnover	8.0 times	5.5 times	7.51 times	7.78 times

* before revenue share

MDA Performance Measures

* Internal Turn Around Times:	2016	2015	2014	2013
(In number of days)				
Health Orders – Urban	1	1	1	1
Health Orders – Rural	1	1	1	1
Other Goods – Urban	1.5	1.5	1.5	1.5
Other Goods – Rural	1.5	1.5	1.5	1.5
MB Learning Resource	1	1	1	1
No. Sales Invoices	66,500	66,739	60,509	62,446
No. Inventory Items	4,733	4,182	4,245	3,570

* MDA internal processing time: Example – An order received at 11:00 am is processed, picked/packed and ready for shipment by 11:00 am the next day. The delivery time will be based upon the destination of the order and the courier schedule



APPENDIX A

MATERIALS DISTRIBUTION AGENCY FINANCIAL STATEMENTS MARCH 31, 2016



MATERIALS DISTRIBUTION AGENCY
(An Agency of the Government of Manitoba)


Management's Responsibility for Financial Reporting

The accompanying financial statements are the responsibility of management of Materials Distribution Agency and have been prepared in accordance with Canadian public sector accounting standards. In management's opinion, the financial statements have been properly prepared within reasonable limits of materiality, incorporating management's best judgments regarding all necessary estimates and all other data available as at May 19, 2016.


Management maintains internal controls to properly safeguard the assets of Materials Distribution Agency and to provide reasonable assurance that the books and records from which the financial statements are derived accurately reflect all transactions and that established policies and procedures are followed.

The financial statements of Materials Distribution Agency have been audited by Magnus Chartered Accountants LLP, independent external auditors. The responsibility of the auditor is to express an independent opinion on whether the financial statements of Materials Distribution Agency are fairly represented, in all material respects, in accordance with Canadian public sector accounting standards. The Independent Auditor's Report outlines the scope of the audit examination and provides the audit opinion on the financial statements.

On behalf of Management of
Materials Distribution Agency



David Bishop
Chief Operating Officer



Joel Hershfield, CPA, CMA
Manager of Finance and Technology

INDEPENDENT AUDITOR'S REPORT

To the Special Operating Agencies Financing Authority
and Materials Distribution Agency

Report on the Financial Statements

We have audited the accompanying financial statements of Materials Distribution Agency, an agency of the Government of Manitoba, which comprise the statements of financial position as at March 31, 2016 and the statements of operations, change in net financial assets and cash flow for the year then ended, and a summary of significant accounting policies and other explanatory information.

Management's Responsibility for the Financial Statements

Management is responsible for the preparation and fair presentation of the financial statements in accordance with Canadian public sector accounting standards, and for such internal control as management determines is necessary to enable the preparation of financial statements that are free from material misstatement, whether due to fraud or error.

Auditor's Responsibility

Our responsibility is to express an opinion on the financial statements based on our audit. We conducted our audit in accordance with Canadian generally accepted auditing standards. Those standards require that we comply with ethical requirements and plan and perform the audit to obtain reasonable assurance about whether the financial statements are free from material misstatement.

An audit involves performing procedures to obtain audit evidence about the amounts and disclosures in the financial statements. The procedures selected depend on the auditor's judgment, including the assessment of the risks of material misstatement of the financial statements, whether due to fraud or error. In making those risk assessments, the auditor considers internal control relevant to the entity's preparation and fair presentation of the financial statements in order to design audit procedures that are appropriate in the circumstances, but not for the purpose of expressing an opinion on the effectiveness of the entity's internal control. An audit also includes evaluating the appropriateness of accounting policies used and the reasonableness of accounting estimates made by management, as well as evaluating the overall presentation of the financial statements.

We believe that the audit evidence we have obtained is sufficient and appropriate to provide a basis for our audit opinion.

Opinion

In our opinion, the financial statements present fairly, in all material respects, the financial position of Materials Distribution Agency as at March 31, 2016 and the results of its operations and its cash flows for the year then ended in accordance with Canadian public sector accounting standards.

May 19, 2016
Winnipeg, Canada



Magnus Chartered Accountants LLP

**MATERIALS DISTRIBUTION AGENCY
AN AGENCY OF THE PROVINCIAL GOVERNMENT
PROVINCE OF MANITOBA**

Statement of Financial Position

(in thousands)

March 31, 2016

	2016	2015
Financial assets		
Cash and cash equivalents	\$ 504	\$ 1,045
Accounts receivable (Note 4)	2,768	1,937
Portfolio investments	512	512
Inventories held for resale (Note 6)	1,651	1,505
	5,435	4,999
Liabilities		
Accounts payable and accrued liabilities	2,910	2,613
Employee future benefits (Note 7)	765	736
	3,675	3,349
Net financial assets	1,760	1,650
Non-financial assets		
Tangible capital assets (Note 8)	2,416	2,313
Prepaid expenses	126	242
	2,542	2,555
Accumulated surplus	\$ 4,302	\$ 4,205

Designated assets (Note 9)

Commitments (Note 10)

See accompanying notes to financial statements.

**MATERIALS DISTRIBUTION AGENCY
AN AGENCY OF THE PROVINCIAL GOVERNMENT
PROVINCE OF MANITOBA**

Statement of Operations

(in thousands)

Year ended March 31, 2016

	2016 Budget	2016 Actual	2015 Actual
Revenue:			
Warehouse sales (Schedule 1)	\$ 14,730	\$ 16,070	\$ 14,330
Service revenue (Schedule 1)	12,273	12,698	12,006
Investment income	-	3	5
	27,003	28,771	26,341
Expenses:			
Cost of sales	11,452	12,749	11,365
Salaries and benefits	5,518	5,313	5,084
Occupancy costs	1,078	1,204	980
Operating expenses (Schedule 2)	8,218	8,504	8,020
Administrative expenses (Schedule 2)	624	704	651
	26,890	28,474	26,100
Net income before transfer of funds to the Province of Manitoba	113	297	241
Transfer of funds to the Province of Manitoba (Note 11)	200	200	200
Net income for the year	(87)	97	41
Accumulated surplus, beginning of year	4,173	4,205	4,164
Accumulated surplus, end of year	\$ 4,086	\$ 4,302	\$ 4,205

See accompanying notes to financial statements.

**MATERIALS DISTRIBUTION AGENCY
AN AGENCY OF THE PROVINCIAL GOVERNMENT
PROVINCE OF MANITOBA**

Statement of Change in Net Financial Assets

(in thousands)

Year ended March 31, 2016

	2016 Budget	2016 Actual	2015 Actual
Net income for the year	\$ (87)	\$ 97	\$ 41
Tangible capital assets			
Acquisition of tangible capital assets	(8)	(1,388)	(1,664)
Disposals of tangible capital assets	-	65	74
Amortization of tangible capital assets	-	1,220	1,062
Net acquisition of tangible capital assets	(8)	(103)	(528)
Other non-financial assets			
Decrease (increase) in prepaid expenses	5	116	(34)
Net acquisition of other non-financial assets	5	116	(34)
Change in net financial assets	(90)	110	(521)
Net financial assets, beginning of year	1,948	1,650	2,171
Net financial assets, end of year	\$ 1,858	\$ 1,760	\$ 1,650

See accompanying notes to financial statements.

**MATERIALS DISTRIBUTION AGENCY
AN AGENCY OF THE PROVINCIAL GOVERNMENT
PROVINCE OF MANITOBA**

Statement of Cash Flow

(in thousands)

Year ended March 31, 2016

	2016	2015
Cash provided by (applied to)		
Operating activities:		
Net income for the year	\$ 97	\$ 41
Adjustments for:		
Amortization	1,220	1,062
Gain on disposal of tangible capital assets (Note 8)	65	(11)
	1,382	1,092
Changes in the following:		
Accounts receivable	(831)	375
Inventories held for resale	(146)	(215)
Prepaid expenses	116	(34)
Accounts payable and accrued liabilities	297	288
Employee future benefits	29	23
Cash provided by operating activities	847	1,529
Investing activities:		
Change in portfolio investments	-	(100)
Cash (applied to) investing activities	-	(100)
Capital activities:		
Acquisition of tangible capital assets	(1,388)	(1,664)
Proceeds on disposal of tangible capital assets	-	85
Cash (applied to) capital activities	(1,388)	(1,579)
Change in cash and cash equivalents	(541)	(150)
Cash and cash equivalents, beginning of year	1,045	1,195
Cash and cash equivalents, end of year	\$ 504	\$ 1,045

See accompanying notes to financial statements.

**MATERIALS DISTRIBUTION AGENCY
AN AGENCY OF THE PROVINCIAL GOVERNMENT
PROVINCE OF MANITOBA**

Notes to Financial Statements

(in thousands)

Year ended March 31, 2016

1. Nature of organization

The Government of Manitoba established a central warehouse operation in 1974. Its mandate is to effectively meet the cost needs of departments and certain boards, commissions and agencies of the Crown, for a variety of commonly used items.

Effective April 1, 1993, Materials Distribution Agency (the "Agency") was designated as a Special Operating Agency pursuant to *The Special Operating Agencies Financing Authority Act*, Cap. S185, C.C.S.M. and operates under a charter approved by the Lieutenant Governor in Council.

In 1956, Mail Management (Postal Service) was created as a branch of the Manitoba Provincial Government to provide centralized postal services. Effective April 1, 1996 the Postage Service was renamed Mail Management Agency and designated as a Special Operating Agency (SOA) pursuant to *The Special Operating Agencies Financing Authority Act*, Cap. S185, C.C.S.M. and operates under a charter approved by the Lieutenant Governor in Council. Effective April 1, 2005, the operations of the Materials Distribution Agency and the Mail Management Agency were amalgamated. The amalgamated operations have been operating as the Materials Distribution Agency.

The Agency is financed through the Special Operating Agencies Financing Authority (SOAFA). The Financing Authority has the mandate to hold and acquire assets required for and resulting from the Agency's operations and finances the Agency through repayable loans and working capital advances. This financial framework enables the Agency to operate in a business like manner according to public policy expectations. A Management Agreement between the Financing Authority and the Minister responsible for the Agency assigns responsibility to the Agency to manage and account for Agency-related assets and operations on behalf of the Financing Authority.

The Agency is now part of the Department of Finance under the general direction of the Associate Deputy Minister, Central Services Division, and ultimately the policy direction of the Deputy Minister and Minister. The Agency remains bound by relevant legislation and regulations. The Agency is also bound by administrative policy except where specific exemptions have been provided in its charter in order to meet business objectives.

Effective April 1, 2012 the Agency is administering the vaccine program on behalf of Manitoba Health.

2. Basis of accounting

These financial statements have been prepared in accordance with Canadian public sector accounting standards which are Canadian generally accepted accounting principles for the public sector as recommended by the Public Sector Accounting Board.

**MATERIALS DISTRIBUTION AGENCY
AN AGENCY OF THE PROVINCIAL GOVERNMENT
PROVINCE OF MANITOBA**

Notes to Financial Statements

(in thousands)

Year ended March 31, 2016

3. Summary of significant accounting policies

(a) Revenue

Warehouse sales

Revenue is recognized when the goods are shipped and when collection is reasonably assured.

Service revenue

Service revenue is recognized when the related services are completed or substantially completed pursuant to the underlying contracts, where applicable, and when collection is reasonably assured.

Other revenue

Investment income and all other revenue is recognized on the accrual basis.

(b) Expenses

Accrual basis of accounting

All expenses incurred for goods and services are recognized on an accrual basis.

Government transfers

Government transfers are recognized as expenses in the period in which the transfers are authorized and all eligibility criteria have been met.

(c) Financial assets

Cash and cash equivalents

Cash and cash equivalents include cash on hand and short term investments and deposits with original maturities of three months or less.

Accounts receivable

Accounts receivable are recorded at the lower of cost and net realizable value. An allowance for doubtful accounts is recorded when there is uncertainty whether the amounts will be collected.

Portfolio investments

Portfolio investments are investments and deposits with original maturities of more than three months. These investments are recognized at cost.

Inventories for resale

Inventories for resale are recorded at the lower of cost or net realizable value.

(d) Liabilities

Liabilities are present obligations as a result of transactions and events occurring at or prior to the end of the fiscal year the settlement of which will result in the future transfer or use of assets or other form of settlement. Liabilities are recognized when there is an appropriate basis of measurement and a reasonable estimate can be made of the amount involved.

**MATERIALS DISTRIBUTION AGENCY
AN AGENCY OF THE PROVINCIAL GOVERNMENT
PROVINCE OF MANITOBA**

Notes to Financial Statements

(in thousands)

Year ended March 31, 2016

3. Summary of significant accounting policies (continued)

(e) Non-financial assets

Tangible capital assets

Tangible capital assets are recognized at cost. Cost includes the purchase price as well as other acquisition costs. The costs of tangible capital assets, less any residual value, are amortized over their estimated useful lives as follows:

Computer equipment	20% straight line
Furniture and fixtures	20% straight line
Leasehold improvements	10 years straight line
Office equipment	20% straight line
Production equipment	20% declining balance
Rental equipment	2 - 5 years straight line
Warehouse equipment	20% declining balance

Prepaid expenses

Prepaid expenses are payments for goods or services that will provide economic benefit in future periods. The prepaid amount is recognized as an expense in the year the goods or services are consumed.

(f) Financial instruments - measurement

Financial instruments are classified into one of two measurement categories: (a) fair value; or (b) cost or amortized cost.

The Agency records its financial assets at cost. Financial assets include cash and cash equivalents, accounts receivable and portfolio investments. The Agency also records its financial liabilities at cost. Financial liabilities include accounts payable and accrued liabilities.

Gains and losses on financial instruments measured at cost or amortized cost are recognized in the statement of operations in the period the gain or loss occurs. Gains and losses on financial instruments measured at fair value, if any, are recorded in accumulated surplus as remeasurement gains and losses until realized. Upon disposition of the financial instruments, the cumulative remeasurement gains and losses are reclassified to the statement of operations.

(g) Measurement uncertainty

The preparation of financial statements in accordance with Canadian public sector accounting standards requires management to make estimates and assumptions that affect the reported amounts of assets and liabilities, the disclosure of contingencies at the date of the financial statements, and the reported amount of revenues and expenses during the reporting period. Actual results may differ from these estimates.

**MATERIALS DISTRIBUTION AGENCY
AN AGENCY OF THE PROVINCIAL GOVERNMENT
PROVINCE OF MANITOBA**

Notes to Financial Statements

(in thousands)

Year ended March 31, 2016

4. Accounts receivable

Accounts receivable at March 31 is comprised of the following:

	2016	2015
Trade accounts receivable	\$2,833	\$ 2,002
Allowance for doubtful accounts	(65)	(65)
	\$2,768	\$ 1,937

5. Working capital advances

The Special Operating Agencies Financing Authority has provided the Agency with an authorized line of working capital of \$1,000 of which \$nil was used at March 31, 2016 (2015 - \$nil).

6. Inventories held for resale

	2016	2015
Medical supplies	\$ 775	\$ 642
Health equipment	168	148
Stationary	451	508
Janitorial	253	203
Furniture	4	4
	\$ 1,651	\$ 1,505

7. Employee future benefits

	2016	2015
Severance benefits	\$ 695	\$ 666
Sick pay benefits	70	70
	\$ 765	\$ 736

Pension benefits

Employees of the Agency are eligible for pension benefits in accordance with the provisions of the *Civil Service Superannuation Act (CSSA)*, administered by the Civil Service Superannuation Board. The CSSA established a defined benefit plan to provide benefits to employees of the Manitoba Civil Service and to participating agencies of the Government, including the Agency, through the Civil Service Superannuation Fund.

Effective March 31, 2001, pursuant to an agreement with the Province of Manitoba, the Agency transferred to the Province the pension liability for its employees. Commencing April 1, 2001, the Agency was required to pay to the Province an amount equal to its employees' current pension contributions. The amount paid for 2016 was \$318 (2015 - \$306). Under this agreement, the Agency has no further pension liability.

**MATERIALS DISTRIBUTION AGENCY
AN AGENCY OF THE PROVINCIAL GOVERNMENT
PROVINCE OF MANITOBA**

Notes to Financial Statements

(in thousands)

Year ended March 31, 2016

7. Employee future benefits (continued)

Severance benefits

Effective April 1, 1998, the Agency began recording accumulated severance pay benefits for its employees. The amount of the severance pay benefit obligation is based on actuarial calculations. The periodic actuarial valuations of these liabilities may determine that adjustments are needed to the actuarial calculations when actual experience is different from expected and/or because of changes in actuarial assumptions used. The resulting actuarial gains or losses are amortized over the expected average remaining service life (EARSL) of the related employee group.

An actuarial report was completed for the severance pay liability as of March 31, 2014. The report provides a formula to update the liability on an annual basis. In accordance with the formula, the Agency's actuarially determined net liability for accounting purposes as at March 31, 2016 is \$695 (2015 - \$666), with the total net actuarial losses of \$38 (2015 - \$38) based on the completed actuarial reports being amortized over the 15 year EARSL of the employee group.

Significant long-term actuarial assumptions used in the March 31, 2014 valuation, and in the determination of the March 31, 2016 present value of the accrued severance benefit liability, are:

Annual rate of return:	
Inflation component	2.00%
Real rate of return	4.00%
	6.00%
Assumed salary increase rates:	
Annual productivity increase	1.00%
Annual general salary increase	2.75%
	3.75%

The severance benefit liability at March 31 includes the following components:

	2016	2015
Accrued benefit liability, beginning of year	\$ 685	\$ 649
Actuarial losses	-	15
Interest on accrued severance benefits	41	40
Current period service costs	30	30
Severance benefits paid during the year	(45)	(49)
Accrued benefit liability, end of year	711	685
Less: unamortized actuarial losses	(16)	(19)
Severance benefit liability, end of year	\$ 695	\$ 666

**MATERIALS DISTRIBUTION AGENCY
AN AGENCY OF THE PROVINCIAL GOVERNMENT
PROVINCE OF MANITOBA**

Notes to Financial Statements

(in thousands)

Year ended March 31, 2016

7. Employee future benefits (continued)

The total expense related to severance benefits for the year ended March 31 includes the following components:

	2016	2015
Interest on accrued severance benefits	\$ 41	\$ 40
Current period service costs	30	30
Amortization of actuarial losses over EARSL	3	3
Total expense related to severance benefits	\$ 74	\$ 73

Sick pay benefits

The Agency provides sick leave benefits for employees that accumulate but do not vest. The accrued benefit liability related to sick leave entitlements earned by employees is determined using a valuation model developed by an actuary. The valuation is based on employee demographics, sick leave usage and actuarial assumptions. These assumptions include a 5.00% annual return and a 3.00% annual salary increase. The Agency's sick leave benefit liability as at March 31, 2016 based on the valuation model is \$70 (2015 - \$70). The increase (decrease) in the sick leave benefit liability of \$nil (2015 - \$nil) represents the total sick leave benefit expense (recovery) for the year.

**MATERIALS DISTRIBUTION AGENCY
AN AGENCY OF THE PROVINCIAL GOVERNMENT
PROVINCE OF MANITOBA**

Notes to Financial Statements

(in thousands)

Year ended March 31, 2016

8. Tangible capital assets

	2016			
	Opening Balance	Additions	Disposals	Closing Balance
Cost				
Computer equipment	\$ 279	\$ -	\$ -	\$ 279
Furniture and fixtures	165	-	-	165
Leasehold improvements	1,142	5	-	1,147
Office equipment	64	-	-	64
Production equipment	542	-	-	542
Rental equipment	12,411	1,362	(2,127)	11,646
Warehouse equipment	1,302	21	-	1,323
	\$ 15,905	\$ 1,388	\$ (2,127)	\$ 15,166
Accumulated amortization				
Computer equipment	\$ (245)	\$ (8)	\$ -	\$ (253)
Furniture and fixtures	(162)	(1)	-	(163)
Leasehold improvements	(863)	(37)	-	(900)
Office equipment	(64)	-	-	(64)
Production equipment	(320)	(43)	-	(363)
Rental equipment	(11,033)	(1,051)	2,062	(10,022)
Warehouse equipment	(905)	(80)	-	(985)
	\$ (13,592)	\$ (1,220)	\$ 2,062	\$ (12,750)
Net book value	\$ 2,313	\$ 168	\$ (65)	\$ 2,416

During the year ended March 31, 2016, rental equipment with a net book value of \$65 was sold for proceeds of \$75 resulting in a gain on disposal of tangible capital assets of \$10 included in total health equipment sales during the year.

**MATERIALS DISTRIBUTION AGENCY
AN AGENCY OF THE PROVINCIAL GOVERNMENT
PROVINCE OF MANITOBA**

Notes to Financial Statements

(in thousands)

Year ended March 31, 2016

8. Tangible capital assets (continued)

	2015			
	Opening Balance	Additions	Disposals	Closing Balance
Cost				
Computer equipment	\$ 275	\$ 4	\$ -	\$ 279
Furniture and fixtures	165	-	-	165
Leasehold improvements	882	260	-	1,142
Office equipment	64	-	-	64
Production equipment	323	219	-	542
Rental equipment	11,487	998	(74)	12,411
Warehouse equipment	1,119	183	-	1,302
	\$ 14,315	\$ 1,664	\$ (74)	\$ 15,905
Accumulated amortization				
Computer equipment	\$ (238)	\$ (7)	\$ -	\$ (245)
Furniture and fixtures	(153)	(9)	-	(162)
Leasehold improvements	(822)	(41)	-	(863)
Office equipment	(64)	-	-	(64)
Production equipment	(293)	(27)	-	(320)
Rental equipment	(10,131)	(902)	-	(11,033)
Warehouse equipment	(829)	(76)	-	(905)
	\$ (12,530)	\$ (1,062)	\$ -	\$ (13,592)
Net book value	\$ 1,785	\$ 602	\$ (74)	\$ 2,313

During the year ended March 31, 2015, rental equipment with a net book value of \$74 was sold for proceeds of \$85 resulting in a gain on disposal of tangible capital assets of \$11 included in total health equipment sales for the year.

9. Designated assets

The Agency has allocated \$412 (2015 - \$412) of its portfolio investments as designated assets for cash received from the Province of Manitoba for vacation entitlements earned by employees of the Agency prior to its designation as an SOA and the severance pay benefits accumulated to March 31, 1998 for certain of the Agency's employees. This amount is held in an interest bearing account until the cash is required to discharge the related liabilities. Any unused balance is re-invested annually.

10. Commitments

Rental agreement(s)

The Agency leases space from the Province of Manitoba on a monthly basis for the following locations: 450 Broadway, Winnipeg, MB; 340 - 9th Street, Brandon, MB; and 25 Tupper Street, Portage La Prairie, MB. Occupancy charges for the year ended March 31, 2017 are estimated to be \$10 (2016 actual - \$10).

**MATERIALS DISTRIBUTION AGENCY
AN AGENCY OF THE PROVINCIAL GOVERNMENT
PROVINCE OF MANITOBA**

Notes to Financial Statements

(in thousands)

Year ended March 31, 2016

11. Transfer of funds to the Province of Manitoba

During the year ended March 31, 2016, with Lieutenant-Governor approval by Order in Council, the Agency transferred \$200 (2015 - \$200) of its surplus funds to the Province of Manitoba.

12. Financial instruments and financial risk management

The Agency does not have any significant financial instruments subsequently measured at fair value or denominated in a foreign currency therefore the Agency did not incur any remeasurement gains or losses during the year (2015 - \$nil).

Financial risk management – overview

The Agency has exposure to the following risks from its use of financial instruments: credit risk; liquidity risk; market risk; interest rate risk; and foreign currency risk.

Credit risk

Credit risk is the risk that one party to a financial instrument fails to discharge an obligation and causes financial loss to another party. Financial instruments which potentially subject the Agency to credit risk consist principally of cash and cash equivalents, accounts receivable and portfolio investments.

The maximum exposure of the Agency to credit risk at March 31 is:

	2016	2015
Cash and cash equivalents	\$ 504	\$ 1,045
Accounts receivable	2,768	1,937
Portfolio investments	512	512
	\$ 3,784	\$ 3,494

Cash and cash equivalents and portfolio investments: The Agency is not exposed to significant credit risk as these amounts are held by the Minister of Finance.

Accounts receivable: The Agency is not exposed to significant credit risk as the balance of the accounts receivable are primarily with other government agencies and departments. The balance is due from a large client base and payment in full is typically collected when it is due. The Agency manages this credit risk through close monitoring of overdue accounts.

The Agency establishes an allowance for doubtful accounts that represents its estimate of potential credit losses. The allowance for doubtful accounts is based on management's estimates and assumptions regarding current market conditions, customer analysis and historical payment trends. These factors are considered when determining whether past due accounts are allowed for or written off.

The balance in the allowance for doubtful accounts as at March 31, 2016 is \$65 (2015 - \$65). The total provision for receivable impairment during the year was \$nil (2015 - \$nil) and there were no reversals of previously recognized impairments during the current or prior year.

**MATERIALS DISTRIBUTION AGENCY
AN AGENCY OF THE PROVINCIAL GOVERNMENT
PROVINCE OF MANITOBA**

Notes to Financial Statements

(in thousands)

Year ended March 31, 2016

12. Financial instruments and financial risk management (continued)

The aging of accounts receivable and the related allowance for doubtful accounts at March 31, 2016 is as follows:

	Accounts receivable	Allowance	Net
Current	\$ 2,612	\$ -	\$ 2,612
30-60 days past the billing date	158	(2)	156
61-90 days past the billing date	26	(26)	-
90 days past the billing date	37	(37)	-
Balance, end of the year	\$ 2,833	\$ (65)	\$ 2,768

Liquidity risk

Liquidity risk is the risk that the Agency will not be able to meet its financial obligations as they come due.

The Agency manages liquidity risk by maintaining adequate cash balances and by review from the Province of Manitoba to ensure adequate funding will be received to meet its obligations.

Market risk

Market risk is the risk that changes in market prices, such as interest rates and foreign exchange rates, will affect the Agency's income or the fair values of its financial instruments.

Interest rate risk

Interest rate risk is the risk that the fair value or future cash flows of a financial instrument will fluctuate because of changes in market interest rates. The interest rate exposure relates to cash and cash equivalents and portfolio investments.

The interest rate risk on cash and cash equivalents is considered to be low because of their short-term nature. The interest rate risk on portfolio investments is considered low as the original deposits are reinvested at rates for investments with similar terms and conditions.

Foreign currency risk

Foreign currency risk is the risk that the fair value or future cash flows of a financial instrument will fluctuate because of changes in foreign exchange rates. The Agency is not exposed to significant foreign currency risk as it does not have any significant financial instruments denominated in a foreign currency.

13. Budget information

The budget information for the year ended March 31, 2016 has been restated to reflect the transfer payment to the Province of Manitoba as an expense for the year in accordance with Canadian public sector accounting standards.

**MATERIALS DISTRIBUTION AGENCY
AN AGENCY OF THE PROVINCIAL GOVERNMENT
PROVINCE OF MANITOBA**

Schedule of Warehouse Sales and Service Revenue

(in thousands)

Year ended March 31, 2016

Schedule 1

	2016	2015
Warehouse sales:		
Medical supplies	\$ 6,828	\$ 5,994
Stationery	4,558	4,327
Janitorial	2,184	2,189
Health equipment	1,519	1,072
Furniture	902	618
Special projects	79	130
	<hr/>	<hr/>
	\$ 16,070	\$ 14,330
Service revenue:		
Mail services	\$ 6,017	\$ 5,541
Home care equipment rentals	3,769	3,583
Manitoba Textbook Bureau	290	290
Freight	935	804
Moving	513	537
Storage	404	408
Vaccine program	546	583
Office equipment - copy centre	8	11
Disposal services	7	36
Other revenue	209	213
	<hr/>	<hr/>
	\$ 12,698	\$ 12,006

Schedule of Operating and Administrative Expenses

(in thousands)

Year ended March 31, 2016

Schedule 2

	2016	2015
Operating expenses:		
Amortization	\$ 1,220	\$ 1,062
Copy centre	5	7
Equipment rentals	167	162
Freight	1,869	1,755
Mail services	4,558	4,322
Moving expenses	371	402
Vehicle	146	130
Warehouse supplies	168	180
	\$ 8,504	\$ 8,020
Administrative expenses:		
Computer	\$ 228	\$ 193
Miscellaneous	22	14
Office	305	291
Professional fees	12	12
Promotion and marketing	54	50
SOAFA fees	2	2
Telephone	74	78
Training	7	11
	\$ 704	\$ 651